

CÔNG TY CỔ PHẦN FPT
FPT CORPORATION

CỘNG HOÀ XÃ HỘI CHỦ NGHĨA VIỆT NAM
Độc lập - Tự do - Hạnh phúc
THE SOCIALIST REPUBLIC OF VIETNAM
Independence - Freedom - Happiness

Số: ~~14~~/FPT-FMC
No.: ~~14~~/FPT-FMC

Hà Nội, ngày 24 tháng 01 năm 2024
Hanoi, January 24th 2024

CÔNG BỐ THÔNG TIN ĐỊNH KỲ
PERIODIC INFORMATION DISCLOSURE

Kính gửi: Ủy ban Chứng khoán Nhà nước
Sở Giao dịch Chứng khoán thành phố Hồ Chí Minh
To: *The State Securities Commission*
Hochiminh Stock Exchange

1. Tên tổ chức/*Name of organization*: Công ty Cổ phần FPT/ *FPT Corporation*

- Mã chứng khoán/Mã thành viên/ *Stock code/ Broker code*: FPT/ *FPT*
- Địa chỉ/*Address*: Số 10, phố Phạm Văn Bạch, Phường Dịch Vọng, Quận Cầu Giấy, Thành phố Hà Nội, Việt Nam/ *10 Pham Van Bach Street, Dich Vong Ward, Cau Giay District, Hanoi, Vietnam*
- Điện thoại liên hệ/*Tel.*: 024. 7300 7300 Fax: 024. 3768 7410
- E-mail: ir@fpt.com website: <https://fpt.com>

2. Nội dung thông tin công bố / *Contents of disclosure*:

Báo cáo tài chính riêng Quý 4 năm 2023 và Báo cáo tài chính hợp nhất Quý 4 năm 2023 / *Separate Financial Statements for 4th Quarter of 2023 and Consolidated Financial Statements for 4th Quarter of 2023*.

3. Thông tin này đã được công bố trên trang thông tin điện tử của công ty vào ngày 24/01/2024 tại đường dẫn <https://fpt.com/vi/nha-dau-tu/thong-tin-cong-bo/> *This information was published on the company's website on 24/01/2024, as in the link <https://fpt.com/en/ir/information-disclosures>*



Chúng tôi xin cam kết các thông tin công bố trên đây là đúng sự thật và hoàn toàn chịu trách nhiệm trước pháp luật về nội dung các thông tin đã công bố/ *We hereby certify that the information provided is true and correct and we bear the full responsibility to the law.*

Tài liệu đính kèm/Attached documents: Báo cáo tài chính riêng Quý 4 năm 2023 và Báo cáo tài chính hợp nhất Quý 4 năm 2023 / *Separate Financial Statements for 4th Quarter of 2023 and Consolidated Financial Statements for 4th Quarter of 2023*

Đại diện tổ chức
Organization representative

Người được UQ CBTT
Person authorized to disclose information



Mai Thị Lan Anh





FPT CORPORATION

CONSOLIDATED FINANCIAL STATEMENTS

FOR THE QUARTER IV - 2023

Hanoi, January 2024



CONSOLIDATED BALANCE SHEET

As at 31 December 2023

FORM B 01-DN/HN
 Unit: VND

ASSETS	Codes	Notes	31/12/2023	31/12/2022
A. CURRENT ASSETS	100		36,709,543,350,385	30,937,711,076,141
I. Cash and cash equivalents	110	5	8,279,156,683,221	6,440,177,174,322
1. Cash	111		5,975,127,685,903	3,880,860,111,180
2. Cash equivalents	112		2,304,028,997,318	2,559,317,063,142
II. Short-term financial investments	120	6	16,104,205,358,010	13,047,234,131,950
1. Held-to-maturity investments	123		16,104,205,358,010	13,047,234,131,950
III. Short-term receivables	130		9,533,935,053,243	8,502,895,161,839
1. Short-term trade receivables	131	7	9,044,709,144,898	7,990,076,948,983
2. Short-term advances to suppliers	132		348,405,863,076	292,916,357,080
3. Receivables from construction contracts under percentage of completion method	134		182,965,994,736	199,252,243,559
4. Short-term loan receivables	135		515,430,000	882,560,901
5. Other short-term receivables	136	8	869,495,265,613	719,203,074,569
6. Provision for short-term doubtful debts	137	9	(912,156,645,080)	(699,436,023,253)
IV. Inventories	140	10	1,593,411,075,233	1,965,787,736,563
1. Inventories	141		1,724,956,924,671	2,121,118,039,562
2. Provision for devaluation of inventories	149		(131,545,849,438)	(155,330,302,999)
V. Other short-term assets	150		1,198,835,180,678	981,616,871,467
1. Short-term prepayments	151	14	582,949,832,011	409,346,699,247
2. Value added tax deductibles	152		531,703,625,576	392,864,305,787
3. Taxes and other receivables from the State budget	153	19	84,181,723,091	179,405,866,433

CONSOLIDATED BALANCE SHEET (Continued)

As at 31 December 2023

FORM B 01-DN/HN

Unit: VND

ASSETS	Codes	Notes	31/12/2023	31/12/2022
B. NON-CURRENT ASSETS	200		23,615,732,701,547	20,712,692,658,989
I. Long-term receivables	210		247,407,205,599	225,090,876,189
1. Long-term loans receivable	215		-	1,189,922,137
2. Other long-term receivables	216	8	299,779,688,236	276,273,436,689
3. Provision for long-term doubtful debts	219		(52,372,482,637)	(52,372,482,637)
II. Fixed assets	220		13,643,232,649,898	12,032,914,964,907
1. Tangible fixed assets	221	11	12,382,116,875,314	10,714,231,138,520
- Cost	222		22,289,069,528,335	19,007,982,397,113
- Accumulated depreciation	223		(9,906,952,653,021)	(8,293,751,258,593)
2. Finance lease assets	224		4,018,633,151	31,623,636,433
- Cost	225		8,032,465,332	54,439,419,528
- Accumulated depreciation	226		(4,013,832,181)	(22,815,783,095)
3. Intangible assets	227	12	1,257,097,141,433	1,287,060,189,954
- Cost	228		2,595,586,732,247	2,547,883,324,785
- Accumulated amortisation	229		(1,338,489,590,814)	(1,260,823,134,831)
III. Long-term assets in progress	240		1,315,270,136,003	1,062,184,742,251
1. Long-term construction in progress	242	13	1,315,270,136,003	1,062,184,742,251
IV. Long-term financial investments	250		3,367,402,312,269	3,238,299,217,787
1. Investments in Joint-ventures, associates	252	17	2,140,003,690,320	2,205,736,337,693
2. Equity investments in other entities	253	6	2,830,355,013,038	2,399,073,118,584
3. Provision for impairment of long-term financial investments	254		(1,623,156,391,089)	(1,376,710,238,490)
4. Held-to-maturity investments	255		20,200,000,000	10,200,000,000
V. Other long-term assets	260		5,042,420,397,778	4,154,202,857,855
1. Long-term prepayments	261	14	3,389,945,901,107	3,488,252,134,893
2. Deferred tax assets	262		368,684,417,542	258,005,875,001
3. Goodwill	269	15	1,283,790,079,129	407,944,847,961
TOTAL ASSET (270=100 + 200)	270		60,325,276,051,932	51,650,403,735,130

CONSOLIDATED BALANCE SHEET (Continued)

As at 31 December 2023

FORM B 01-DN/HN

Unit: VND

RESOURCES	Codes	Notes	31/12/2023	31/12/2022
C. LIABILITIES	300		30,376,921,097,518	26,294,279,047,318
I. Current liabilities	310		29,667,280,422,306	24,521,161,696,202
1. Short-term trade payables	311	18	2,603,082,384,726	3,209,205,494,368
2. Short-term advances from customers	312		602,100,022,731	491,097,603,761
3. Taxes and amounts payable to the State budget	313	19	1,433,245,828,828	670,648,917,592
4. Payables to employees	314		3,761,187,996,351	3,276,698,433,947
5. Short-term accrued expenses	315	20	882,930,232,561	807,640,094,658
6. Payables relating to construction contracts under percentage of completion method	317		78,456,375,540	78,663,541,041
7. Short-term unearned revenue	318	21	3,620,205,460,042	3,200,401,361,855
8. Other current payables	319	22	1,007,219,232,845	568,807,386,283
9. Short-term loans and obligations under finance leases	320	23	13,837,894,474,107	10,904,344,845,014
10. Short-term provisions	321		379,618,879,870	251,132,995,783
11. Bonus and welfare funds	322		1,461,339,534,705	1,062,521,021,900
II. Long-term liabilities	330		709,640,675,212	1,773,117,351,116
1. Long-term unearned revenue	336	21	132,927,038,647	114,879,436,367
2. Other long-term payables	337	22	41,914,135,058	28,146,819,108
3. Long-term loans and obligations under finance leases	338	23	208,074,996,962	1,477,830,333,990
4. Deferred tax liabilities	341		257,214,627,286	149,305,200,735
5. Long-term provisions	342		69,317,780,976	2,763,464,633
6. Scientific and technological development fund	343		192,096,283	192,096,283

CONSOLIDATED BALANCE SHEET (Continued)

As at 31 December 2023

FORM B 01-DN/HN

Unit: VND

RESOURCES	Codes	Notes	31/12/2023	31/12/2022
D. EQUITY	400		29,948,354,954,414	25,356,124,687,812
I. Owner's equity	410	24	29,945,604,954,414	25,353,374,687,812
1. Owner's contributed capital	411		12,699,688,750,000	10,970,265,720,000
- Ordinary shares carrying voting rights	411a		12,699,688,750,000	10,970,265,720,000
2. Share premium	412		49,713,213,411	49,713,213,411
3. Other owner's capital	414		1,928,602,158,147	1,179,064,868,147
4. Foreign exchange reserve	417		(17,000,608,261)	(40,480,690,557)
5. Investment and development fund	418		1,559,995,344,872	1,086,270,726,048
6. Other reserves	420		87,203,093,024	87,203,093,024
7. Retained earnings	421		8,679,208,502,528	7,711,681,484,541
- Retained earnings/(losses) accumulated to the prior period end	421a		4,470,578,664,053	4,103,787,447,601
- Retained earnings/(losses) of the current period	421b		4,208,629,838,475	3,607,894,036,940
8. Non-controlling interests	429		4,958,194,500,693	4,309,656,273,198
II. Other resources and funds	430		2,750,000,000	2,750,000,000
1. Subsidised fund	431		2,750,000,000	2,750,000,000
TOTAL RESOURCES (440=300+400)	440		60,325,276,051,932	51,650,403,735,130

Le Van Trung

Le Van Trung
Preparer

Hoang Huu Chien

Hoang Huu Chien
Chief Accountant



Nguyen The Phuong
Deputy General Director

Hanoi, 23rd January 2024

FPT CORPORATION

10 Pham Van Bach Street, Dich Vong Ward
Cau Giay District, Hanoi, S.R. Vietnam

Consolidated financial statements
For the period from 01 January 2023 to 31 December 2023

CONSOLIDATED INCOME STATEMENT

For the period from 01 January 2023 to 31 December 2023

FORM B 02-DN/HN
Unit: VND

ITEMS	Codes	Notes	Quarter IV		Year to date	
			2023	2022	2023	2022
Gross revenue from goods sold and services rendered	01		14,695,806,584,757	13,045,691,248,863	52,625,174,861,333	44,023,010,881,275
Deductions	02		5,393,881,434	11,036,523,655	7,274,033,948	13,483,200,364
Net revenue from goods sold and services rendered	10	25	14,690,412,703,323	13,034,654,725,208	52,617,900,827,385	44,009,527,680,911
Cost of sales	11	26	9,058,549,143,162	8,022,871,418,130	32,287,964,992,477	26,842,249,039,713
Gross profit from goods sold and services rendered	20		5,631,863,560,161	5,011,783,307,078	20,329,935,834,908	17,167,278,641,198
Financial income	21	27	520,345,470,835	526,859,666,179	2,336,069,179,319	1,998,503,979,865
Financial expenses	22	28	527,556,384,763	669,029,342,027	1,718,298,463,710	1,687,369,701,824
<i>In which: interest expense</i>	23		<i>206,644,073,232</i>	<i>156,583,283,497</i>	<i>832,648,611,261</i>	<i>645,725,556,308</i>
Share of profit from associates	24		58,146,301,170	97,399,888,935	76,051,177,809	483,598,048,401
Selling expenses	25		1,316,156,285,395	1,374,122,765,027	5,090,498,708,597	4,526,440,691,815
General and administration expenses	26		1,979,944,371,544	1,606,129,369,580	6,821,500,043,971	5,846,280,653,514
Operating profit	30		2,386,698,290,464	1,986,761,385,558	9,111,758,975,758	7,589,289,622,311
Other income	31		64,518,573,767	66,842,669,760	201,226,905,656	184,323,926,142
Other expenses	32		16,124,064,640	56,238,388,429	109,966,341,519	111,330,588,573
Profit from other activities	40		48,394,509,127	10,604,281,331	91,260,564,137	72,993,337,569
Accounting profit before tax	50		2,435,092,799,591	1,997,365,666,889	9,203,019,539,895	7,662,282,959,880
Current corporate income tax expense	51		424,981,344,481	338,889,375,570	1,415,812,023,302	1,193,613,667,231
Deferred corporate tax (income)/expense	52		(41,129,315,871)	23,262,704,298	(5,284,319,943)	(22,674,161,820)
Net profit after corporate income tax	60		2,051,240,770,981	1,635,213,587,021	7,792,491,836,536	6,491,343,454,469
- Equity holders of the Holding Company	61		1,728,399,961,335	1,366,692,406,687	6,470,522,433,712	5,310,108,591,408
- Non-controlling interests	62		322,840,809,646	268,521,180,334	1,321,969,402,824	1,181,234,863,061
Basic earnings per share	70	29	925	718	4,666	3,847
Diluted earnings per share	71		925	718	4,666	3,847

FPT CORPORATION

10 Pham Van Bach Street, Dich Vong Ward
Cau Giay District, Hanoi, S.R. Vietnam

Consolidated financial statements
For the period from 01 January 2023 to 31 December 2023

EXPLANATION ON HIGHER PROFIT AFTER TAX IN 2023 IN COMPARISON TO 2022:

FPT Corporation explains the variation of business results in 2023, in comparison with the same period last year as follows:

Unit: Million VND

Item	Year 2023	Year 2022	Increase/(Decrease)		Year 2023	Year 2022	Increase/(Decrease)	
	Quarter IV	Quarter IV	Amount	Percentage	Accumulated	Accumulated	Amount	Percentage
Net Revenue	14,690,413	13,034,655	1,655,758	12.7%	52,617,901	44,009,528	8,608,373	19.6%
Accounting profit before tax	2,435,093	1,997,366	437,727	21.9%	9,203,020	7,662,283	1,540,737	20.1%
Profit after tax	2,051,241	1,635,214	416,027	25.4%	7,792,492	6,491,343	1,301,148	20.0%

Continuing the growth momentum from previous quarters, in the Quarter 4 of 2023, FPT achieved remarkable growth with consolidated revenue reaching VND 14,690 billion and post-tax profit reaching VND 2,051 billion, representing an increase of 12.7% and 25.4% respectively compared to the same period in 2022.

For the whole year of 2023, the Group's consolidated revenue and post-tax profit reached VND 52,618 billion and VND 7,792 billion, representing an increase of 19.6% and 20.0% respectively compared to 2022.


The growth is contributed substantially by Technology Sector:

In the Quarter 4 of 2023, the Technology Sector achieved revenue of VND 8,932 billion, increasing by 13.9%, and pre-tax profit of VND 1,033 billion, increasing by 33.1% compared to the same period last year, accounting for 61% of the Group's revenue and 42% of pre-tax profit. In which, Global IT Services brought in revenue of VND 6,662 billion and pre-tax profit of VND 904 billion, increasing by 22.5% and 18.0% respectively, driven by the growth momentum from the Japanese and Asia-Pacific markets.

For the whole year of 2023, the Technology Sector achieved revenue of VND 31,449 billion, increasing by 22.1%, and pre-tax profit of VND 4,161 billion, increasing by 23.6% compared to 2022, accounted for 60% of the Group's revenue and 45% of pre-tax profit. In which, Global IT Services brought in revenue of VND 24,288 billion and pre-tax profit of VND 3,782 billion, increasing by 28.4% and 27.1% respectively compared to 2022.

Le Van Trung
Preparer

Hoang Huu Chien
Chief Accountant



Nguyen The Phuong
Deputy General Director

Hanoi, 23rd January 2024

CONSOLIDATED CASH FLOW STATEMENT
For the period from 01 January 2023 to 31 December 2023

FORM B 03-DN/HN
Unit: VND

ITEMS	Codes	Year to date	
		2023	2022
I. CASH FLOWS FROM OPERATING ACTIVITIES			
1. Profit before tax	01	9,203,019,539,895	7,662,282,959,880
2. Adjustments for:			
Depreciation and amortisation of fixed assets and investment properties	02	2,286,549,278,111	1,833,064,499,128
Provisions	03	640,146,194,486	880,253,740,252
Foreign exchange (gain)/ loss arising from translating foreign currency items	04	(34,070,358,211)	7,652,847,077
(Gain)/loss from investing activities	05	(2,009,972,613,830)	(1,986,715,685,147)
Interest expense	06	832,648,611,261	645,725,556,308
3. Operating profit before movements in working capital	08	10,918,320,651,712	9,042,263,917,498
(Increase)/Decrease in receivables	09	(1,018,723,873,256)	(1,949,023,327,296)
(Increase)/Decrease in inventories	10	396,161,114,891	(497,802,711,008)
Increase/(Decrease) in payables (excluding accrued loan interest and corporate income tax payable)	11	1,386,518,026,192	1,299,834,862,339
(Increase)/Decrease in prepaid expenses	12	(66,967,836,986)	(633,951,413,583)
Interest paid	14	(832,038,375,945)	(635,688,969,538)
Corporate income tax paid	15	(971,303,498,306)	(1,221,846,691,729)
Other cash outflows	17	(291,854,695,583)	(349,953,909,983)
Net cash generated by/(used in) operating activities	20	9,520,111,512,719	5,053,831,756,700
II. CASH FLOWS FROM INVESTING ACTIVITIES			
1. Acquisition and construction of fixed assets and other long-term assets	21	(3,978,558,096,448)	(3,215,243,200,871)
2. Proceeds from sale, disposal of fixed assets and other long-term assets	22	29,540,549,751	5,662,030,028
3. Cash outflow for lending, buying debt instruments of other entities	23	(33,536,189,070,356)	(32,995,035,947,486)
4. Cash recovered from lending, selling debt instruments of other entities	24	30,458,251,083,042	40,669,116,046,728
5. Equity investments in other entities	25	(1,752,308,128,107)	(557,291,900,594)
6. Cash recovered from investments in other entities	26	94,939,906,000	56,400,094,000
6. Interest earned, dividends and profits received	27	2,137,225,525,330	1,793,624,815,520
Net cash generated by /(used in) investing activities	30	(6,547,098,230,788)	5,757,231,937,325

CONSOLIDATED CASH FLOW STATEMENT (Continued)

For the period from 01 January 2023 to 31 December 2023


FORM B 03-DN/HN

Unit: VND


ITEMS	Codes	Year to date	
		2023	2022
III. CASH FLOWS FROM FINANCING ACTIVITIES			
1. Proceeds from share issue and owners' contributed capital	31	73,050,500,000	77,028,689,275
2. Proceeds from borrowings	33	34,271,246,237,260	28,120,228,984,733
3. Repayment of borrowings	34	(32,551,882,452,709)	(35,740,054,948,912)
4. Repayment of obligations under finance leases	35	(30,169,775,111)	(8,376,145,424)
5. Dividends and profits paid	36	(2,930,628,448,135)	(2,222,134,795,995)
Net cash generated by /(used in) financing activities	40	(1,168,383,938,695)	(9,773,308,216,323)
Net increase/(decrease) in cash (50=20+30+40)	50	1,804,629,343,236	1,037,755,477,702
Cash and cash equivalents at the beginning of the period	60	6,440,177,174,322	5,417,845,293,242
Effect of changes in foreign exchange rates	61	34,350,165,663	(15,423,596,622)
Cash and cash equivalents at the end of the period (70=50+60)	70	8,279,156,683,221	6,440,177,174,322



Le Van Trung
Preparer



Hoang Huu Chien
Chief Accountant



Nguyen The Phuong
Deputy General Director

Hanoi, 23rd January 2024

FPT CORPORATION

10 Pham Van Bach Street, Dich Vong Ward
Cau Giay District, Hanoi, S.R. Vietnam

Consolidated financial statements

For the period from 01 January 2023 to 31 December 2023

NOTES TO THE CONSOLIDATED FINANCIAL STATEMENTS**FORM B 09-DN/HN***These notes are an integral part of and should be read in conjunction with the accompanying consolidated financial statements***1. GENERAL INFORMATION****Structure of ownership**

FPT Corporation was incorporated as a State-owned company in Vietnam and subsequently equitised in accordance with Decision No. 178/QĐ-TTg, following which the Company officially operated as a joint stock company. FPT Corporation was established under the Business Registration Certificate No. 0103001041 issued for the first time by Hanoi Department of Planning and Investment dated on 13 May 2002 and its amendments.

According to the amended Business Registration Certificate dated 19 December 2008, the Corporation changed its name from the Corporation for Financing and Promoting Technology to FPT Corporation.

According to the 56th amendment of Business Registration Certificate, the Corporation changed the charter capital into VND 12,699,688,750,000.

Since December 2006, the Corporation's shares have been listed on Ho Chi Minh City Stock Exchange.

The total number of the Corporation's employees as at 31 December 2023 was 48,162 (at 31 December 2022 was 42,408).

Operating industry and principal activities

The principal activities of the Corporation are to provide IT and telecommunication products and services. The main products and services provided are (i) software development including software outsourcing, provision of software package and solutions, software services and ERP services; (ii) Information technology services including digital transformation consulting and IT consulting, system management, BPO service, Data Center service, cloud computing service, and services based on new technologies such as artificial intelligence, automation, etc.; (iii) system integration; (iv) telecommunication services including internet services and value added services; (v) digital content services including online advertising etc.; (vi) general education, college, university and postgraduate training services.

Normal production and business cycle

The Corporation's normal production and business cycle is carried out for a time period of 12 months or less except for some system integration projects which are carried out for a time period of more than 12 months.

The Corporation's structure

As at 31 December 2023, FPT Corporation had 8 direct subsidiaries, as follows:

- FPT Information System Corporation;
- FPT Telecom Joint Stock Company;
- FPT Software Company Limited;
- FPT Education Company Limited;
- FPT Online Services Joint Stock Company;
- FPT Investment Company Limited;
- FPT Smart Cloud Company Limited;
- FPT Digital Company Limited.

and 2 direct associates:

- FPT Digital Retail Joint Stock Company;
- Synnex FPT Joint Stock Company.

In addition, information about other subsidiaries, joint ventures, and associates of the Company's direct subsidiaries is presented in Appendix 1 of the consolidated financial statements.

2. ACCOUNTING CONVENTION AND ACCOUNTING PERIOD**Accounting convention**

The consolidated financial statements have been prepared in accordance with Vietnamese Accounting Standards, the Vietnamese Corporate Accounting System and applicable regulations on preparation and presentation of consolidated financial statements.

The accompanying consolidated financial statements are not intended to present the financial position and results of operations and cash flows in accordance with accounting principles and practices generally accepted in countries and jurisdictions other than Vietnam. The accounting principles and practices utilised in Vietnam may differ from those generally accepted in countries and jurisdictions other than Vietnam.

Accounting period

The Corporation's financial year begins on 01 January and ends on 31 December. These consolidated financial statements have been prepared for the period from 01 January 2023 to 31 December 2023.

3. SUMMARY OF SIGNIFICANT ACCOUNTING POLICIES

The significant accounting policies, which have been adopted by the Corporation in the preparation of these consolidated financial statements, are as follows:

Estimates

The preparation of financial statements in conformity with Vietnamese Accounting Standards, accounting regime for enterprises and legal regulations relating to financial reporting requires management to make estimates and assumptions that affect the reported amounts of assets, liabilities and disclosures of contingent assets and liabilities at the date of the consolidated financial statements and the reported amounts of revenues and expenses during the financial year. Although these accounting estimates are based on the management's best knowledge, actual results may differ from those estimates.

Basis of consolidation

The consolidated financial statements incorporate the financial statements of the Company and enterprises controlled by the Company (its subsidiaries). Control is achieved where the Corporation has the power to govern the financial and operating policies of an investee enterprise so as to obtain benefits from its activities.

The results of subsidiaries acquired or disposed of during the year are included in the consolidated income statement from the effective date of acquisition or up to the effective date of disposal, as appropriate.

Where necessary, adjustments are made to the financial statements of subsidiaries to bring the accounting policies used in line with those used by the Company.

Intragroup transactions and balances are eliminated in full on consolidation.

Non-controlling interests consist of the amount of those non-controlling interests at the date of the original business combination and the non-controlling interests' share of changes in equity since the date of the combination. Losses in subsidiaries are respectively attributed to the non-controlling interests even if this results in the non-controlling interests having a deficit balance.

Business combination

On acquisition, the assets and liabilities and contingent liabilities of a subsidiary are measured at their fair values at the date of acquisition. Any excess of the cost of acquisition over the fair values of the identifiable net assets acquired is recognised as goodwill. Any deficiency of the cost of acquisition below the fair values of the identifiable net assets acquired is credited to consolidated profit and loss in the period of acquisition.

The non-controlling interests are initially measured at the non-controlling shareholders's proportion of the net fair value of the assets, liabilities, and contingent liabilities recognised.

3. SUMMARY OF SIGNIFICANT ACCOUNTING POLICIES (Continued)

In the period, the Group has some business combination activities as follows:

- The Group acquired 60% total equity of Intertec Consulting LLC (increasing the ownership interest from 10% to 70%). Goodwill arising from the business combination is VND 327,277,076,753 (Note 15).
- The Group acquired 10% total equity of Base Platform Pte., Ltd (increasing the ownership interest from 80% to 90%).
- The Group acquired 99.86% total equity of TVB Education and Training JSC. Goodwill arising from the business combination is VND 86,049,715,353 (Note 15).
- The Group acquired 100% total equity of Cardinal Peak LLC. Goodwill arising from the business combination is VND VND 653,240,310,932 (Note 15)

Investments in associates

An associate is an entity over which the Corporation has significant influence and that is neither a subsidiary nor an interest in joint venture. Significant influence is the power to participate in the financial and operating policy decisions of the investee but not control or joint control over those policies.

The results and assets and liabilities of associates are incorporated in these financial statements using the equity method of accounting. Interests in associates are carried in the balance sheet at cost as adjusted by post-acquisition changes in the Company's share of the net assets of the associate. Losses of an associate in excess of the Company's interest in that associate (which includes any long-term interests that, in substance, form part of the Company's net investment in the associate) are not recognised.

Where a group entity transacts with an associate of the Company, unrealised profits and losses are eliminated to the extent of the Company's interest in the relevant associate.

Goodwill

Goodwill represents the excess of the cost of acquisition over the Company's interest in the net fair value of the identifiable assets, liabilities and contingent liabilities of a subsidiary at the date of acquisition. After acquisition date, if the Parent continues making investment in the subsidiary, it should determine the cost of additional investment and corresponding increase in ownership of the carrying value of the acquired net asset of the subsidiary (not applying fair value as on acquisition date). The difference between the cost of additional investment and the carrying value of the acquired net asset should be recorded directly into retained earnings (similar to transactions among internal shareholders).

Goodwill arising on the acquisition date is presented separately as an intangible asset in the consolidated balance sheet and is amortised on the straight-line basis in the consolidated income statement according to current regulation. In case where the amount of goodwill impairment loss in the period is more than the annual amortised amount on the straight-line basis, the loss amount shall be recognised.

On disposal of a subsidiary, the attributable amount of unmortised goodwill is reduced corresponding to the disposed share proportion and included in retained earnings in case where the Parent remains its control of the subsidiary, or reduced in full and included in the determination of the profit or loss in case where the Parent loses the control.

Cash and cash equivalents

Cash and cash equivalents comprise cash on hand, demand deposits and short-term, highly liquid investments that are readily convertible to known amounts of cash and which are subject to an insignificant risk of changes in value.

3. SUMMARY OF SIGNIFICANT ACCOUNTING POLICIES (Continued)**Financial investments*****Held-to-maturity investments***

Held-to-maturity investments comprise investments that the Company has the positive intent or ability to hold to maturity, including term deposits (commercial bills), bonds, preference shares which the issuer shall redeem at a certain date in the future, loans held to maturity to earn periodic interest and other held-to-maturity investments.

Held-to-maturity investments are recognised on a trade date basis and are initially measured at acquisition price plus directly attributable transaction costs. Post-acquisition interest income from held-to-maturity investments is recognised in the income statement on accrual basis. Pre-acquisition interest is deducted from the cost of such investments at the acquisition date.

Held-to-maturity investments are measured at cost less provision for doubtful debts.

Provision for impairment of held-to-maturity investments is made in accordance with prevailing accounting regulations.

Equity investments in other entities

Equity investments in other entities represent the Corporation's investments in ordinary shares of the entities over which the Company has no control, joint control, or significant influence.

Equity investments in other entities are carried at cost less provision for impairment.

Provision for impairment of long-term financial investment

Provisions for impairment of long-term financial investments are made in accordance with Circular No. 48/2019/TT-BTC dated 08 August 2019 issued by the Ministry of Finance on "Guiding the appropriation and use of provisions for devaluation of inventories, loss of financial investments, bad debts and warranty for products, goods and construction works at enterprises" and prevailing accounting regulations. In some cases, according to estimate of the Board of Director, the Corporation prudently makes more provision for impairment of long-term financial investment than requisition of prevailing accounting regulations.

Receivables

Receivables represent the amounts recoverable from customers or other debtors and are stated at book value less provision for doubtful debts.

Provision for doubtful debts is made for receivables that are overdue for six months or more, or when the debtor is in dissolution, in bankruptcy, or is experiencing similar difficulties and so may be unable to repay the debt.

Inventories

Inventories are stated at the lower of cost and net realizable value. Cost comprises direct materials and where applicable, direct labor costs, and those overheads that have been incurred in bringing the inventories to their present location and condition. Cost of inventories within the Corporation is calculated using the first in first out (FIFO) method and inventory recording method is the perpetual method. Net realizable value represents the estimated selling price less all estimated costs to completion and costs to be incurred in marketing, selling, and distribution.

The evaluation of necessary provision for inventory obsolescence follows current prevailing accounting regulations which allow provisions to be made for obsolete, damaged, or sub-standard inventories and for those which have costs higher than net realisable values as at the balance sheet date.

FPT CORPORATION

10 Pham Van Bach Street, Dich Vong Ward

Cau Giay District, Hanoi, S.R. Vietnam

Consolidated financial statements

For the period from 01 January 2023 to 31 December 2023

NOTES TO THE CONSOLIDATED FINANCIAL STATEMENTS (Continued)**FORM B 09-DN/HN***These notes are an integral part of and should be read in conjunction with the accompanying consolidated financial statements***3. SUMMARY OF SIGNIFICANT ACCOUNTING POLICIES (Continued)****Tangible fixed assets and depreciation**

Tangible fixed assets are stated at cost less accumulated depreciation.

The cost of purchased tangible fixed assets comprises their purchase price and any directly attributable costs of bringing the assets to their working condition and location for their intended use.

The costs of self-constructed or manufactured assets are the actual construction or manufacturing cost plus installation and test running costs.

Tangible fixed assets are depreciated using the straight-line method over their following estimated useful lives:

	<u>(Years)</u>
Buildings and structures	8 – 30
Machinery and equipment	3 – 25
Motor vehicles	4 – 7
Office equipment	3 – 10
Other assets	3 – 5

Finance lease assets and depreciation

Finance lease assets acquired from finance lease transactions, whenever the terms of the lease transfer substantially all the risks and rewards of ownership to the lessee. All other leases are classified as operating leases.

Assets held under finance leases are recognised as assets of the Corporation at their fair value at the inception of the lease or, if lower, at the present value of the minimum lease payments. The corresponding liability to the lessor is included in the consolidated balance sheet as a finance lease obligation. Lease payments are apportioned between finance charges and reduction of the lease obligation so as to achieve a constant rate of interest on the remaining balance of the liability. Finance charges are charged to profit or loss, unless they are directly attributable to qualifying assets, in which case they are capitalized in accordance with the Corporation's general policy on borrowing costs.

Intangible fixed assets and amortization

Intangible assets reflect the value of land use rights, license, operating rights, copyrights and patents, customer relationship, brand name, and computer software.

Land use rights

Land use rights comprise of land use rights granted by the State for which land use fees are collected, land use rights acquired in a legitimate transfer, and prepaid land use rights obtained under land rental contracts which are effective before the effective date of land law 2003 (ie. 1 July 2004) and which land use right certificates are granted.

Definite land use rights are stated at costs less accumulated amortisation. Costs of land use rights consist of its purchased prices and any directly attributable costs in obtaining the land use rights. Land use rights are amortised using the straight-line basis over the terms of the land use right certificates.

Indefinite land use rights are stated at costs and not amortised.

3. SUMMARY OF SIGNIFICANT ACCOUNTING POLICIES (Continued)***Licenses, operation rights, copyrights and patents***

Purchase price of a license is accounted for as an intangible asset. The license is amortised to the consolidated income statement on a straight-line basis over a period of 3 to 5 years.

The right to operate the high-speed internet lines - Asia America Gateway ("AAG") and Asia Pacific Gateway ("APG") project and right of infinite use of AAE1 (Asia - Africa - Europe 1) are amortised over 15 years.

Purchase prices of copyrights and patents are capitalized and accounted for as intangible assets. Copyrights and patents are amortised to the consolidated income statement on a straight-line basis over a period of 3 to 5 years.

Customer relationships and brand name

Customer relationship and brand name are amortised on a straight-line basis over their estimated useful lives of 20 years and 10 years, respectively.

Computer software

Purchase price of a new computer software which is not an integral part of a related hardware is capitalized and accounted for as an intangible asset. Computer software is amortised to the consolidated income statement on a straight-line basis over a period of 3 to 5 years.

Construction in progress

Properties in the course of construction for production, rental, or administrative purposes, or for other purposes, are carried at cost. Cost includes costs that are necessary to form the assets in accordance with the Corporation's accounting policy. Depreciation of these assets, on the same basis as other property assets, commences when the assets are ready for their intended use.

Prepayments

Prepayments are expenses which have already been paid but relate to results of operations of multiple accounting periods, including land rentals, office rentals, expenses for implementation for subscribers and other types of prepayments.

Prepaid land rental includes land rental and its attributable cost and office rental. Prepaid land rentals and office rentals are charged to the consolidated income statement using the straight-line method over the lease term.

Expenses for deploying services for subscribers are charged to the consolidated income statement using the straight-line method over the estimated useful lives.

Other types of prepayments comprise costs of small tools, supplies and spare parts issued for consumption; and other types of prepayments for service rendered contracts which are expected to provide future economic benefits to the Corporation. These expenditures have been capitalised as prepayments, and are allocated to the consolidated income statement using the straight-line method in accordance with the current prevailing accounting regulations.

3. SUMMARY OF SIGNIFICANT ACCOUNTING POLICIES (Continued)**Provisions**

Provisions are made when the Corporation has a present obligation as a result of a past event, and it is probable that the Corporation will be required to settle that obligation. Provisions are measured at the management's best estimate of the expenditure required to settle the obligation at the consolidated balance sheet date.

Provision for warranties

The provision for warranties relates mainly to goods sold and services rendered. The provision is based on estimates derived from historical warranty data associated with similar products and services.

Bonus and welfare funds

The Corporation distributes up to 10% of net profit after tax of subsidiaries to bonus and welfare funds.

Revenue recognition

Revenue is recognised when the outcome of such transactions can be measured reliably and it is probable that the economic benefits associated with the transactions will flow to the Corporation.

Revenue from the sale of goods

Revenue from the sale of goods is recognised when all five (5) following conditions are satisfied:

- (a) The Corporation has transferred to the buyer significant risks and rewards of ownership of the goods;
- (b) The Corporation retains neither continuing managerial involvement to the degree usually associated with ownership nor effective control over the goods sold;
- (c) The amount of revenue can be measured reliably;
- (d) It is probable that the economic benefits associated with the transaction will flow to the Corporation; and
- (e) The costs incurred or to be incurred in respect of the transaction can be measured reliably.

Revenue from services

Revenue of a transaction involving the rendering of services is recognised when the outcome of such transactions can be measured reliably. Where a transaction involving the rendering of services is attributable to several periods, revenue is recognised in each period by reference to the percentage of completion of the transaction at the balance sheet date of that period. The outcome of a transaction can be measured reliably when all four (4) following conditions are satisfied:

- (a) The amount of revenue can be measured reliably;
- (b) It is probable that the economic benefits associated with the transaction will flow to the Corporation;
- (c) The percentage of completion of the transaction at the balance sheet date can be measured reliably; and
- (d) The costs incurred for the transaction and the costs to complete the transaction can be measured reliably.

3. SUMMARY OF SIGNIFICANT ACCOUNTING POLICIES (Continued)***Revenue from software outsourcing, software development, system integration and informatics services***

Revenue is recognised in the consolidated income statement by reference to the percentage of completion of transaction at the year end. The percentage of completion is assessed by the survey of work performed, or the percentage incurred/time spent on the portion of work completed at the end of the year compared to the total estimated cost/expected implementation time of the contract. When the performance of the contract cannot be reliably estimated, the revenue is recognized only as the equivalent of the incurred contract cost, with which the reimbursement is relatively certain.

Revenue from telecommunication services

Revenue from telecommunication services is recognised on pro-rata basis over the period during which the services are actually provided to customers.

Revenue from online advertising services

Revenue from online advertising services is recognised on the basis of work completed.

Revenue from tuition and fees

Revenue is recognised in the year when services are rendered. All tuition and fees are collected in advance at the beginning of each semester. Tuition and fees collected in advance from the students are recorded as unearned revenue on the consolidated balance sheet and recorded in the consolidated income statement in the year in which the semester falls.

Interest income and dividend income

Interest income is accrued on a time basis, by reference to the principal outstanding and at the applicable interest rate.

Dividend income from investments is recognised when the Corporation's right to receive payment has been established.

Foreign currencies

Transactions arising in foreign currencies are translated at exchange rates ruling at the transaction date. The balances of monetary items denominated in foreign currencies as at the consolidated balance sheet date are retranslated at the exchange rates on the same date. Exchange differences arising from the translation of these accounts are recognised in the consolidated income statement.

Goodwill and fair value adjustments arising on the acquisition of a foreign operation are treated as assets and liabilities of the foreign operation and translated at the closing rate.

Conversion of the financial statements of foreign operations

For the purpose of presenting consolidated financial statements, the assets and liabilities of the foreign operations (including comparative figures) are expressed in reporting currency using exchange rates prevailing on the balance sheet date. Income and expense items (including comparative figures) are translated at the regulated exchange rates. Exchange differences arising, if any, are classified as equity and transferred to the Corporation's foreign exchange reserve. Such translation differences are recognised in profit or loss in the period in which the foreign operation is disposed of.

3. SUMMARY OF SIGNIFICANT ACCOUNTING POLICIES (Continued)**Borrowing costs**

Borrowing costs are recognised in the income statement in the year when incurred unless they are capitalised in accordance with Vietnamese Accounting Standard "Borrowing costs". Accordingly, borrowing costs directly attributable to the acquisition, construction or production of qualifying assets, which are assets that necessarily take a substantial period of time to get ready for their intended use or sale, are added to the cost of those assets, until such time as the assets are substantially ready for their intended use or sale. Investment income earned on the temporary investment of specific borrowings pending their expenditure on qualifying assets is deducted from the cost of those assets. For specific borrowings for the purpose of construction of fixed assets and investment properties, borrowing costs are capitalised even when the construction period is under 12 months.

Earnings per share

The Corporation presents basic earnings per share (EPS) and diluted earnings per share (Diluted EPS) for its ordinary shares. Basic EPS is calculated by having the profit or loss attributable to the ordinary shareholders of the Corporation divided by the weighted average number of outstanding ordinary shares during the year. Diluted EPS is determined by adjusting the profit or loss attributable to the ordinary shareholders and the weighted average number of ordinary shares outstanding taking into consideration the effect of all dilutive potential ordinary shares, which comprise convertible bonds and share options.

Related parties

Related parties include associates and key management personnel of the Corporation.

Taxation

Income tax expense represents the sum of the tax currently payable and deferred tax.

The tax currently payable is based on taxable profit for the year. Taxable profit differs from profit before tax as reported in the consolidated income statement because it excludes items of income or expense that are taxable or deductible in other years (including loss carried forward, if any) and it further excludes items that are never taxable or deductible.

Deferred tax is recognised on significant differences between carrying amounts of assets and liabilities in the consolidated financial statements and the corresponding tax bases used in the computation of taxable profit and is accounted for using balance sheet liability method. Deferred tax liabilities are generally recognised for all temporary differences and deferred tax assets are recognised to the extent that it is probable that taxable profit will be available against which deductible temporary differences can be utilised.

Deferred tax is calculated at the tax rates that are expected to apply in the period when the liability is settled or the asset realised. Deferred tax is charged or credited to profit or loss, except when it relates to items charged or credited directly to equity, in which case the deferred tax is also dealt with in equity.

Deferred tax assets and liabilities are offset when there is a legally enforceable right to set off current tax assets against current tax liabilities and when they relate to income taxes levied by the same tax authority and the Corporation intends to settle its current tax assets and liabilities on a net basis.

FPT CORPORATION

10 Pham Van Bach Street, Dich Vong Ward
Cau Giay District, Hanoi, S.R. Vietnam

Consolidated financial statements

For the period from 01 January 2023 to 31 December 2023

NOTES TO THE CONSOLIDATED FINANCIAL STATEMENTS (Continued)**FORM B 09-DN/HN**

These notes are an integral part of and should be read in conjunction with the accompanying consolidated financial statements

3. SUMMARY OF SIGNIFICANT ACCOUNTING POLICIES (Continued)

The determination of the tax currently payable is based on the current interpretation of tax regulations. However, these regulations are subject to periodic variation and their ultimate determination depends on the results of the tax authorities' examinations.

Other taxes are paid in accordance with the prevailing tax laws in Vietnam.

4. SEGMENT REPORTING

A business segment is a distinguishable component of an enterprise that is engaged in producing or providing an individual product or service or a group of related products or services and that is subject to risks and returns that are different from those of other business segments.

The Corporation has two major segments under management of FPT Corporation (the Corporation) as follows:

Information Technology and Telecommunication

- **Telecommunication:** providing internet services to individuals and households, internet services to enterprises such as providing internet leased line service, domestic and international telecommunication, domain, hosting, Web Portal services, IPTV etc.;
- **Digital content:** providing online services for enterprises and individual customers, including online newspapers (such as VnExpress.net, Ngoisao.net, iOne.net, Gamethu.vn, etc.); online advertising, AdNetwork, online music, e-payment, etc.;
- **Global IT services:** Software production, providing consultancy and deployment of S.M.A.C/IoT, digital transformation services, IT system transformation services, quality assurance testing, embedded software design, ERP implementation and management services;
- **Information technology services, software and software solutions, system integration:** providing application software solutions, providing information system integration services and solutions, supplying IT equipment, data center services, networking and security system design/development; warranty and maintenance of IT products authorized by hardware vendors.

Investment, education and others

- Providing training services in IT, business management majors at general education, high education, university, and post-graduate levels;
- Managing financial investments;
- Managing and developing real estate projects relating to the Corporation's infrastructure needs.

FPT CORPORATION

10 Pham Van Bach Street, Dich Vong Ward
Cau Giay District, Hanoi, S.R. Vietnam

Consolidated financial statements
For the period from 01 January 2023 to 31 December 2023

FORM B 09-DN/HN

NOTES TO THE CONSOLIDATED FINANCIAL STATEMENTS (Continued)

These notes are an integral part of and should be read in conjunction with the accompanying consolidated financial statements

4. SEGMENT REPORTING (Continued)

Segment reporting

Current period

Unit: million VND

Items	Information Technology and Telecommunication					Elimination	Total
	Global IT services	Software solution, system integration and informatics services	Telecommunication	Digital content	Investment, education and others		
Segment revenue	24,288,049	7,161,055	15,185,852	619,958	6,572,801	(1,209,815)	52,617,901
Segment expenses (i)							
Directly attributable expenses	(20,481,911)	(6,902,222)	(12,616,038)	(530,104)	(5,115,400)	1,445,711	(44,199,964)
In which:							
- Depreciation and amortisation	(448,174)	(134,623)	(1,329,413)	(3,902)	(396,525)	26,088	(2,286,549)
- Allocation of long-term prepaid expenses	(121,489)	(39,288)	(1,813,845)	(9,428)	(238,952)	6,356	(2,216,646)
Share of net profit from associates	(19,807)	-	-	-	95,858	-	76,051
Segment operating result (ii)	3,786,331	258,833	2,569,814	89,855	1,553,259	235,896	8,493,988
Segment profit before tax	3,782,137	379,166	2,894,964	141,394	8,584,628	(6,579,270)	9,203,020
Segment assets as at 31/12/2023	18,714,412	7,069,417	20,330,700	948,381	25,233,807	(11,971,441)	60,325,276
Segment liabilities as at 31/12/2023	11,644,292	5,140,844	11,373,474	197,595	13,430,251	(11,409,535)	30,376,921
Total expenses for acquisition of fixed assets and long-term prepaid expenses for the year 2023	947,400	344,960	4,374,761	5,043	1,513,702	(21,797)	7,164,068

- (i) Segment expenses arising from the business activities of the segment are charged directly to that segment and part of the business costs are allocated to that segment, including outbound sales costs and expenses related to transactions with other segments of the business. Accordingly, segment expenses include cost of sales, selling and administration expenses.
- (ii) Segment result is segment revenue less segment expenses (excluding financial income, financial expenses, other income and other expenses). Consequently, in "Investment, education and others" segment, segment result is significantly lower than segment profit before tax, due to an amount of VND 7,031 billion which is the total of financial income and other income (most of which is dividend collected from subsidiaries of the parent).

FPT CORPORATION

 10 Pham Van Bach Street, Dich Vong Ward
 Cau Giay District, Hanoi, S.R. Vietnam

Consolidated financial statements

For the period from 01 January 2023 to 31 December 2023

NOTES TO THE CONSOLIDATED FINANCIAL STATEMENTS (Continued)
FORM B 09-DN/HN

These notes are an integral part of and should be read in conjunction with the accompanying consolidated financial statements

4. SEGMENT REPORTING (Continued)

Previous period

Unit: million VND

Items	Information Technology and Telecommunica						Total
	Global IT services	Software solution, system integration and informatics services	Telecommunication	Digital content	Investment, education and others	Elimination	
Segment revenue	18,915,494	6,847,408	13,954,220	775,429	5,066,948	(1,549,971)	44,009,528
Segment expenses							
Directly attributable expenses	(16,195,185)	(6,535,943)	(11,688,219)	(500,359)	(4,164,764)	1,869,501	(37,214,970)
In which:							
- Depreciation and amortisation	(354,672)	(63,454)	(1,169,182)	(4,469)	(276,386)	35,099	(1,833,064)
- Allocation of long-term prepaid expenses	(264,674)	(28,037)	(1,551,365)	(5,259)	(173,343)	6,356	(2,016,321)
Share of net profit from associates	(10,632)	-	-	-	494,230	-	483,598
Segment operating result	2,709,676	311,465	2,266,001	275,070	1,396,413	319,530	7,278,155
Segment profit before tax	2,976,729	389,468	2,508,337	309,260	4,247,473	(2,768,983)	7,662,283
Segment assets as at 31/12/2022	14,829,721	6,171,830	18,034,495	994,252	19,456,803	(7,836,697)	51,650,404
Segment liabilities as at 31/12/2022	9,045,462	4,408,145	10,656,818	262,570	9,191,880	(7,270,595)	26,294,280
Total expenses for acquisition of fixed assets and long-term prepaid expenses for the year 2022	1,205,731	330,757	3,742,789	19,209	975,436	-	6,273,922

NOTES TO THE CONSOLIDATED FINANCIAL STATEMENTS (Continued)

FORM B 09-DN/HN

These notes are an integral part of and should be read in conjunction with the accompanying consolidated financial statements

5. CASH AND CASH EQUIVALENTS

	<u>31/12/2023</u>	<u>31/12/2022</u>
	VND	VND
Cash on hand	2,433,700,615	2,317,183,765
Cash in bank	5,963,856,027,945	3,872,389,005,218
Cash in transfer	8,837,957,343	6,153,922,197
Cash equivalents (i)	2,304,028,997,318	2,559,317,063,142
	<u>8,279,156,683,221</u>	<u>6,440,177,174,322</u>

(i) Cash equivalents represent bank deposits with terms of 3 months or less.

FPT CORPORATION

10 Pham Van Bach Street, Dich Vong Ward

Cau Giay District, Hanoi, S.R. Vietnam

Consolidated financial statements

For the period from 01 January 2023 to 31 December 2023

NOTES TO THE CONSOLIDATED FINANCIAL STATEMENTS (Continued)**FORM B 09-DN/HN***These notes are an integral part of and should be read in conjunction with the accompanying consolidated financial statements***6. FINANCIAL INVESTMENTS**

	31/12/2023		31/12/2022	
	Cost	Carrying amount	Cost	Carrying amount
	VND	VND	VND	VND
Held-to-maturity investments	16,139,480,409,786	16,104,205,358,010	13,069,985,369,434	13,047,234,131,950
- Bank deposits (i)	16,104,205,358,010	16,104,205,358,010	13,034,710,317,658	13,034,710,317,658
- Other investments	35,275,051,776	-	35,275,051,776	12,523,814,292
Investment in other entities	2,830,355,013,038	1,207,198,621,949	2,399,073,118,584	1,022,362,880,094
- Other investments	2,830,355,013,038	1,207,198,621,949	2,399,073,118,584	1,022,362,880,094

(i) Details of bank deposits in original currencies are as follows:

	31/12/2023		31/12/2022	
	Original amount	VND equivalent	Original amount	VND equivalent
VND	16,104,205,358,010	16,104,205,358,010	13,034,710,317,658	13,034,710,317,658
Foreign currency	-	-	-	-
		16,104,205,358,010		13,034,710,317,658

FPT CORPORATION10 Pham Van Bach Street, Dich Vong Ward
Cau Giay District, Hanoi, S.R. Vietnam**Consolidated financial statements**

For the period from 01 January 2023 to 31 December 2023

NOTES TO THE CONSOLIDATED FINANCIAL STATEMENTS (Continued)**FORM B 09-DN/HN***These notes are an integral part of and should be read in conjunction with the accompanying consolidated financial statements***7. TRADE RECEIVABLES**

As at 31/12/2023 trade receivables balance does not include balances of trade receivables which account for 10% or more of the total trade receivables balance.

8. OTHER RECEIVABLES

	<u>31/12/2023</u>	<u>31/12/2022</u>
	VND	VND
a. Short-term		
Receivables from maintenance service contracts in progress	121,636,913,604	133,829,197,269
Accrued interest income from deposits, loans	291,099,530,931	261,014,589,466
Other receivables	456,758,821,078	324,359,287,834
	<u>869,495,265,613</u>	<u>719,203,074,569</u>
b. Long-term		
Deposits and mortgages	245,774,087,402	223,229,064,452
Other receivables	54,005,600,834	53,044,372,237
	<u>299,779,688,236</u>	<u>276,273,436,689</u>

9. BAD DEBTS

As at 31/12/2023 bad debts balance does not include bad debts by payees accounting for 10% or more of the total amount overdue.

10. INVENTORIES

	<u>31/12/2023</u>		<u>31/12/2022</u>	
	Cost	Provision	Cost	Provision
	VND	VND	VND	VND
Goods in transit	59,684,474,802	-	96,686,117,873	-
Raw materials	641,356,835,365	(16,797,484,252)	836,100,716,877	(35,332,591,215)
Tools and supplies	38,681,335,502	-	77,631,412,378	-
Work in progress	589,560,542,426	(62,230,314,918)	636,025,299,553	(62,230,314,918)
Merchandise	395,219,953,007	(52,518,050,268)	474,146,425,312	(57,767,396,866)
Goods on consignment	453,783,569	-	528,067,569	-
	<u>1,724,956,924,671</u>	<u>(131,545,849,438)</u>	<u>2,121,118,039,562</u>	<u>(155,330,302,999)</u>

FPT CORPORATION

10 Pham Van Bach Street, Dich Vong Ward
Cau Giay District, Hanoi, S.R. Vietnam

Consolidated financial statements

For the period from 01 January 2023 to 31 December 2023

NOTES TO THE CONSOLIDATED FINANCIAL STATEMENTS (Continued)

FORM B 09-DN/HN

These notes are an integral part of and should be read in conjunction with the accompanying consolidated financial statements

11. TANGIBLE FIXED ASSETS

	Buildings and structures	Machinery and equipment	Motor vehicles	Office equipment	Others	Total
	VND	VND	VND	VND	VND	VND
COST						
As at 01/01/2023	5,803,697,547,598	12,320,683,591,437	95,630,050,089	680,242,880,760	107,728,327,229	19,007,982,397,113
Purchases	95,975,048,497	919,256,891,940	25,272,914,915	94,075,252,231	6,173,891,848	1,140,753,999,431
Transfers from CIP	1,258,018,606,019	1,181,097,015,324	-	1,672,339,800	(1,475,948,790)	2,439,312,012,353
Disposals	(27,650,767,723)	(290,328,838,735)	(7,423,994,982)	(23,390,394,258)	(700,741,251)	(349,494,736,949)
Other increases/(decreases)	16,738,010,748	87,313,109,624	(4,083,937,522)	(49,174,350,899)	(276,975,564)	50,515,856,387
As at 31/12/2023	7,146,778,445,139	14,218,021,769,590	109,395,032,500	703,425,727,634	111,448,553,472	22,289,069,528,335
ACCUMULATED DEPRECIATION						
As at 01/01/2023	971,466,792,307	6,741,456,611,899	62,000,083,955	489,316,172,743	29,511,597,689	8,293,751,258,593
Charge for the period	284,725,540,819	1,494,858,198,764	11,311,643,234	72,925,209,422	8,905,819,713	1,872,726,411,952
Disposals	(16,353,472,066)	(251,159,696,244)	(5,138,363,879)	(22,802,405,212)	(497,381,428)	(295,951,318,829)
Other increases/(decreases)	9,059,565,418	76,438,785,688	(4,819,652,244)	(44,260,371,266)	7,973,709	36,426,301,305
As at 31/12/2023	1,248,898,426,478	8,061,593,900,107	63,353,711,066	495,178,605,687	37,928,009,683	9,906,952,653,021
NET BOOK VALUE						
As at 01/01/2023	4,832,230,755,291	5,579,226,979,538	33,629,966,134	190,926,708,017	78,216,729,540	10,714,231,138,520
As at 31/12/2023	5,897,880,018,661	6,156,427,869,483	46,041,321,434	208,247,121,947	73,520,543,789	12,382,116,875,314

FPT CORPORATION

10 Pham Van Bach Street, Dich Vong Ward

Cau Giay District, Hanoi, S.R. Vietnam

Consolidated financial statements

For the period from 01 January 2023 to 31 December 2023

NOTES TO THE CONSOLIDATED FINANCIAL STATEMENTS (Continued)**FORM B 09-DN/HN***These notes are an integral part of and should be read in conjunction with the accompanying consolidated financial statements***12. INTANGIBLE FIXED ASSETS**

	Land use right	Computer software	License, copyright, and patent	Others	Total
	VND	VND	VND	VND	VND
COST					
As at 01/01/2023	253,131,450,889	683,069,036,968	1,305,437,704,178	306,245,132,750	2,547,883,324,785
Purchases	24,148,193,868	73,769,029,415	7,782,134,757	-	105,699,358,040
Transfers from CIP	-	9,821,000,000	99,833,519,529	-	109,654,519,529
Disposals	-	(43,690,962,463)	(123,023,076,339)	-	(166,714,038,802)
Other increases/(decreases)	(1,896,281,526)	8,406,808,460	(7,443,578,625)	(3,379,614)	(936,431,305)
As at 31/12/2023	275,383,363,231	731,374,912,380	1,282,586,703,500	306,241,753,136	2,595,586,732,247
ACCUMULATED AMORTISATION					
As at 01/01/2023	13,516,294,630	441,929,571,038	736,008,428,939	69,368,840,224	1,260,823,134,831
Charge for the period	1,471,376,223	100,755,851,314	124,463,421,348	15,430,497,302	242,121,146,187
Disposals	-	(43,310,050,954)	(123,023,076,339)	-	(166,333,127,293)
Other increases/(decreases)	-	(185,099,430)	2,059,282,403	4,254,116	1,878,437,089
As at 31/12/2023	14,987,670,853	499,190,271,968	739,508,056,351	84,803,591,642	1,338,489,590,814
NET BOOK VALUE					
As at 01/01/2023	239,615,156,259	241,139,465,930	569,429,275,239	236,876,292,526	1,287,060,189,954
As at 31/12/2023	260,395,692,378	232,184,640,412	543,078,647,149	221,438,161,494	1,257,097,141,433

FPT CORPORATION10 Pham Van Bach Street, Dich Vong Ward
Cau Giay District, Hanoi, S.R. Vietnam**Consolidated financial statements**

For the period from 01 January 2023 to 31 December 2023

NOTES TO THE CONSOLIDATED FINANCIAL STATEMENTS (Continued)**FORM B 09-DN/HN***These notes are an integral part of and should be read in conjunction with the accompanying consolidated financial statements***13. CONSTRUCTION IN PROGRESS**

	<u>31/12/2023</u>	<u>31/12/2022</u>
	VND	VND
Detail by significant projects		
- F-Ville 3	321,563,703,766	184,520,996,061
- District 9 Data Center	244,969,980,018	177,411,715,340
- FPT University in Da Nang	207,533,396,502	192,406,270,030
- FPT University in Can Tho	71,818,519	105,774,733,437
- Other projects	541,131,237,198	402,071,027,383
	<u>1,315,270,136,003</u>	<u>1,062,184,742,251</u>

14. PREPAID EXPENSE

	<u>31/12/2023</u>	<u>31/12/2022</u>
	VND	VND
a. Short-term		
Rental (copyrights, office, channels, transmission lines, cable)	213,643,539,387	183,337,807,822
Others	369,306,292,624	226,008,891,425
	<u>582,949,832,011</u>	<u>409,346,699,247</u>
b. Long-term		
Service deployment costs for new subscribers	1,611,745,683,907	1,702,047,122,673
Land, office rental and furniture	1,084,435,370,689	1,059,215,406,379
Others	693,764,846,511	726,989,605,841
	<u>3,389,945,901,107</u>	<u>3,488,252,134,893</u>

15. GOODWILL

Movements in goodwill during the period are as follows:

	<u>From 01/01/2023 to 31/12/2023</u>	<u>From 01/01/2022 to 31/12/2022</u>
	VND	VND
Opening balance	407,944,847,961	465,985,410,327
Increase	1,066,567,103,038	-
Allocation	(190,721,871,870)	(58,040,562,366)
Closing balance	<u>1,283,790,079,129</u>	<u>407,944,847,961</u>

NOTES TO THE CONSOLIDATED FINANCIAL STATEMENTS (Continued)**FORM B 09-DN/HN**

These notes are an integral part of and should be read in conjunction with the accompanying consolidated financial statements

16. INVESTMENTS IN SUBSIDIARIES

Details of the Corporation's subsidiaries as at 31 December 2023 are as follows:

Name of subsidiary	Place of incorporation and operation	Proportion of ownership interest (direct and indirect)	Proportion of voting power held	Principal activities
FPT Information System Corporation	Floor 22, Keangnam Landmark 72, E6, Pham Hung Street, Me Tri, Tu Liem, Hanoi	100.00%	100.00%	Providing application software solution, ERP service, IT service and integrated system service
FPT Software Company Limited	Floor 6-12, FPT Cau Giay Building, Duy Tan Street, Cau Giay District, Hanoi	100.00%	100.00%	Providing software services and products
FPT Telecom Joint Stock Company (i)	Floor 2, FPT Cau Giay Building, Duy Tan Street, Cau Giay District, Hanoi	45.66%	45.66%	Providing ADSL services, fixed line internet services, online advertising and other online services
FPT Education Company Limited	Hoa Lac High Tech Park, Km 29, Thang Long Boulevard, Thach That District, Hanoi	100.00%	100.00%	Providing training and technology services
FPT Online Service Joint Stock Company	Lot 29B-31B-33B, Tan Thuan Street, Tan Thuan Dong Ward, District 7, Ho Chi Minh city	49.52%	80.15%	Providing online services
FPT Investment Company Limited	No.10, Pham Van Bach Street, Dich Vong Ward, Cau Giay District, Hanoi	100.00%	100.00%	Providing financial services activities (investment consulting services, excluding legal and financial consulting
FPT Smart Cloud Company Limited	No.10, Pham Van Bach Street, Dich Vong Ward, Cau Giay District, Hanoi	100.00%	100.00%	Providing IT services and other services related to computers
FPT Digital company limited	No.10, Pham Van Bach Street, Dich Vong Ward, Cau Giay District, Hanoi	100.00%	100.00%	Providing digital transformation consulting services

- (i) As at 30/6/2023, FPT Corporation holds 45.66% ownership interest (31/12/2022: 45.66%) and controls 45.66% of voting rights (31/12/2022: 45.66%) at FPT Telecom Joint Stock Company. However, the Corporation has the power to cast the majority of votes at meetings of the Board of Management of FPT Telecom Joint Stock Company and thus, the Corporation has the power to control the financial and operating policies of FPT Telecom Joint Stock Company. Therefore, the Corporation has control over FPT Telecom Joint Stock Company, and thus, the financial statements of FPT Telecom Joint Stock Company are incorporated into the Corporation's consolidated financial statements.

FPT CORPORATION

10 Pham Van Bach Street, Dich Vong Ward
Cau Giay District, Hanoi, S.R. Vietnam

Consolidated financial statements

For the period from 01 January 2023 to 31 December 2023

NOTES TO THE CONSOLIDATED FINANCIAL STATEMENTS (Continued)**FORM B 09-DN/HN**

These notes are an integral part of and should be read in conjunction with the accompanying consolidated financial statements

17. INVESTMENTS IN ASSOCIATES

	From 01/01/2023 to 31/12/2023	From 01/01/2022 to 31/12/2022
	VND	VND
Opening balance	2,205,736,337,693	2,018,005,439,382
Additional investments in associates	71,514,000,000	120,361,750,000
Share of net profit of associates	76,051,177,809	483,598,048,401
Dividend received	(227,221,500,000)	(419,457,561,507)
Other increases/(decreases)	13,923,674,818	3,228,661,417
Closing balance	2,140,003,690,320	2,205,736,337,693

Details of direct associates as at 31 December 2023 are as follows:

Name of associate	Place of incorporation and operation	Proportion of ownership interest (direct and indirect)	Proportion of voting power held	Principal activities
FPT Digital Retail Joint Stock Company	261 - 263 Khanh Hoi, Ward 2, District 4, Hochiminh City	46.54%	46.54%	Retails of computers, peripheral devices, software and telecommunication equipment; telecom service agent
Synnex FPT Joint Stock Company	FPT Cau Giay Building, Duy Tan Street, Cau Giay District, Hanoi	48.00%	48.00%	Producing technology products and distributing IT devices and mobile phone; and manufacturing computers

18. TRADE PAYABLES

As at 31/12/2023 trade payables balance does not include balances of trade payables which account for 10% or more of the total trade payables balance.

FPT CORPORATION

10 Pham Van Bach Street, Dich Vong Ward
Cau Giay District, Hanoi, S.R. Vietnam

Consolidated financial statements

For the period from 01 January 2023 to 31 December 2023

NOTES TO THE CONSOLIDATED FINANCIAL STATEMENTS (Continued)

FORM B 09-DN/HN

These notes are an integral part of and should be read in conjunction with the accompanying consolidated financial statements

19. TAXES AND OTHER RECEIVABLES FROM/PAYABLES TO THE STATE BUDGET

Items	31/12/2022	in the period			31/12/2023
		Amount payable	Amount paid and deducted	Impact of Merger & Acquisition activity	
	VND	VND	VND	VND	VND
Value-added tax	255,208,197,922	4,943,858,473,669	4,648,106,167,268	-	550,960,504,323
Corporate income tax	142,997,267,888	1,415,812,023,302	971,303,498,306	3,095,908,549	590,601,701,433
Personal income tax	84,611,213,120	1,565,575,405,386	1,468,999,564,042	2,467,147,352	183,654,201,816
Other taxes and other payables	8,426,372,229	237,025,571,132	222,539,803,682	935,558,486	23,847,698,165
	491,243,051,159	8,162,271,473,489	7,310,949,033,298	6,498,614,387	1,349,064,105,737

In which:

- Taxes and other receivables from the State budget
- Taxes and other payables to the State budget

179,405,866,433
670,648,917,592

84,181,723,091
1,433,245,828,828

	31/12/2023	31/12/2022
	VND	VND
Taxes and other receivables from the State budget		
Value-added tax	1,308,924,148	47,871,478,197
Corporate income tax	75,360,697,795	85,048,938,191
Personal income tax	91,130,172	37,955,581,006
Other taxes	7,420,970,976	8,529,869,039
	84,181,723,091	179,405,866,433
Taxes and other payables to the State budget		
Value-added tax	552,269,428,471	303,079,676,119
Corporate income tax	665,962,399,228	228,046,206,079
Personal income tax	183,745,331,988	122,566,794,126
Other taxes and other payables	31,268,669,141	16,956,241,268
	1,433,245,828,828	670,648,917,592

FPT CORPORATION10 Pham Van Bach Street, Dich Vong Ward
Cau Giay District, Hanoi, S.R. Vietnam**Consolidated financial statements**

For the period from 01 January 2023 to 31 December 2023

NOTES TO THE CONSOLIDATED FINANCIAL STATEMENTS (Continued)**FORM B 09-DN/HN***These notes are an integral part of and should be read in conjunction with the accompanying consolidated financial statements***20. SHORT-TERM ACCRUED EXPENSES**

	<u>31/12/2023</u>	<u>31/12/2022</u>
	VND	VND
Accrued expenses for system integration projects	284,495,509,172	344,059,961,840
Accrued interest expenses	148,154,785,305	146,256,187,840
Other accruals	450,279,938,084	317,323,944,978
	<u>882,930,232,561</u>	<u>807,640,094,658</u>

21. UNEARNED REVENUE

	<u>31/12/2023</u>	<u>31/12/2022</u>
	VND	VND
a. Short-term		
Unearned revenue related to telecom services	1,352,234,046,771	1,548,863,526,027
Unearned revenue related to tuition and fees	2,034,081,838,433	1,431,663,399,394
Other items	233,889,574,838	219,874,436,434
	<u>3,620,205,460,042</u>	<u>3,200,401,361,855</u>
b. Long-term		
Unearned revenue related to telecom services	6,344,870,859	5,513,554,636
Other items	126,582,167,788	109,365,881,731
	<u>132,927,038,647</u>	<u>114,879,436,367</u>

22. OTHER PAYABLES

	<u>31/12/2023</u>	<u>31/12/2022</u>
	VND	VND
a. Short-term		
Union fees	123,106,128,775	92,007,765,491
Social, health, unemployment insurance	144,513,112,572	96,393,870,781
Short-term deposits received	107,496,024,646	127,765,532,086
Dividends payable	16,655,674,706	14,449,102,056
Other payables	615,448,292,146	238,191,115,869
	<u>1,007,219,232,845</u>	<u>568,807,386,283</u>
b. Long-term		
Long-term deposits received	23,187,723,523	22,522,569,407
Other payables	18,726,411,535	5,624,249,701
	<u>41,914,135,058</u>	<u>28,146,819,108</u>

FPT CORPORATION

10 Pham Van Bach Street, Dich Vong Ward
Cau Giay District, Hanoi, S.R. Vietnam

Consolidated financial statements
For the period from 01 January 2023 to 31 December 2023

NOTES TO THE CONSOLIDATED FINANCIAL STATEMENTS (Continued)

FORM B 09-DN/HN

These notes are an integral part of and should be read in conjunction with the accompanying consolidated financial statements

23. LOANS AND OBLIGATIONS UNDER FINANCE LEASE

Item	31/12/2022		In the period				31/12/2023	
	Amount	Amount able to be paid off	Increase	Decrease	Foreign exchange at the end of the period	Impact of Merger & Acquisition activity	Amount	Amount able to be paid off
	VND	VND	VND	VND	VND	VND	VND	VND
Short-term								
Short-term loan								
Short-term loans from banks and economic entities (i)	10,034,700,608,968	10,034,700,608,968	34,208,708,971,260	31,672,236,426,135	(45,847,251,588)	6,159,331,526	12,531,485,234,031	12,531,485,234,031
Current portion of long-term loans								
Current portion of long-term loans	856,364,609,725	856,364,609,725	1,326,213,258,365	879,646,026,574	2,013,084,609	-	1,304,944,926,125	1,304,944,926,125
Current portion of long-term obligations under finance lease	13,279,626,321	13,279,626,321	18,393,002,575	30,169,775,111	(38,539,834)	-	1,464,313,951	1,464,313,951
	10,904,344,845,014	10,904,344,845,014	35,553,315,232,200	32,582,052,227,820	(43,872,706,813)		13,837,894,474,107	13,837,894,474,107
Long-term								
Long-term loans from banks	1,457,600,204,909	1,457,600,204,909	60,836,347,000	1,326,213,258,365	12,460,847,170	-	204,684,140,714	204,684,140,714
Long-term obligations under finance lease	20,230,129,081	20,230,129,081	1,700,919,000	18,393,002,575	(147,189,258)	-	3,390,856,248	3,390,856,248
	1,477,830,333,990	1,477,830,333,990	62,537,266,000	1,344,606,260,940	12,313,657,912		208,074,996,962	208,074,996,962

- (i) Short-term loans from banks and economic entities are mainly under trust and in the form of letter of credit. These credit facilities are unsecured and can be withdrawn in either Vietnam Dong or United State Dollars. Interest charge is determined per each specific withdrawal.

FPT CORPORATION

10 Pham Van Bach Street, Dich Vong Ward

Cau Giay District, Hanoi, S.R. Vietnam

Consolidated financial statements

For the period from 01 January 2023 to 31 December 2023

NOTES TO THE CONSOLIDATED FINANCIAL STATEMENTS (Continued)**FORM B 09-DN/HN***These notes are an integral part of and should be read in conjunction with the accompanying consolidated financial statements***23. LONG-TERM LOANS AND OBLIGATIONS UNDER FINANCE LEASE (Continued)**

Original term of the long-term loans are as follows:

	<u>31/12/2023</u>	<u>31/12/2022</u>
	VND	VND
Long-term loans:	1,509,629,066,839	2,313,964,814,634
- Within 3 years	1,139,197,256,358	1,829,680,417,553
- 4-year loans	-	-
- 5-year loans	310,351,571,581	418,822,793,181
- Over 5-year	60,080,238,900	65,461,603,900
Long-term obligations under finance leases	4,855,170,199	33,509,755,402
	<u>1,514,484,237,038</u>	<u>2,347,474,570,036</u>
Of which:		
Amount due for settlement within 12 months	1,306,409,240,076	869,644,236,046
Amount due for settlement after 12 months	208,074,996,962	1,477,830,333,990

Long-term loans are repayable as follows:

	<u>31/12/2023</u>	<u>31/12/2022</u>
	VND	VND
On demand or within one year	1,304,944,926,125	856,364,609,725
In the second year	69,377,293,800	1,276,573,372,159
In the third to fifth year inclusive	129,457,403,654	176,367,074,850
After five years	5,849,443,260	4,659,757,900
	<u>1,509,629,066,839</u>	<u>2,313,964,814,634</u>
Less: Amount due for settlement within 12 months (shown under current liabilities)	1,304,944,926,125	856,364,609,725
Amount due for settlement after 12 months	<u>204,684,140,714</u>	<u>1,457,600,204,909</u>

FPT CORPORATION

10 Pham Van Bach Street, Dich Vong Ward

Cau Giay District, Hanoi, S.R. Vietnam

Consolidated financial statements

For the period from 01 January 2023 to 31 December 2023

NOTES TO THE CONSOLIDATED FINANCIAL STATEMENTS (Continued)**FORM B 09-DN/HN***These notes are an integral part of and should be read in conjunction with the accompanying consolidated financial statements***23. LONG-TERM LOANS AND OBLIGATIONS UNDER FINANCE LEASE (Continued)****Details of borrowings in original currencies**

Details of borrowings in original currencies are as follows:

	<u>31/12/2023</u>		<u>31/12/2022</u>	
	Original amount	VND equivalent	Original amount	VND equivalent
US Dollars ("USD")	60,150,000.00	1,426,525,326,164	81,305,026.21	1,892,973,593,416
Japanese Yen ("JPY")	11,738,076,950.00	2,231,103,200,778	17,163,468,078.00	3,247,814,465,750
Vietnamese Dong ("VND")	10,341,507,357,822	10,388,340,944,127	7,241,387,119,838	7,241,387,119,838
		<u>14,045,969,471,069</u>		<u>12,382,175,179,004</u>

Details of borrowings in foreign currencies which are hedged by foreign currency swap and forward contracts are as follows:

	<u>31/12/2023</u>		<u>31/12/2022</u>	
	Total amount	Hedged amount	Total amount	Hedged amount
USD	60,150,000.00	276,400,000.00	81,305,026.21	78,400,000.00
JPY	11,738,076,950.00	5,150,000,000.00	17,163,468,078.00	5,150,000,000.00

In addition, the Group also has foreign currencies obtained from the performance of service contracts in USD and JPY to repay the Group's borrowings. Specifically, the Group's revenue originated in USD and JPY is as follows:

	<u>From 01/01/2023 to 31/12/2023</u>	<u>From 01/01/2022 to 31/12/2022</u>
Foreign currencies:		
USD	414,106,597.84	351,914,166.50
JPY	52,477,388,810.00	33,222,373,423.00

FPT CORPORATION

10 Pham Van Bach Street, Dich Vong Ward
Cau Giay District, Hanoi, S.R. Vietnam

Consolidated financial statements

For the period from 01 January 2023 to 31 December 2023

NOTES TO THE CONSOLIDATED FINANCIAL STATEMENTS (Continued)

FORM B 09-DN/HN

These notes are an integral part of and should be read in conjunction with the accompanying consolidated financial statements

24. SHAREHOLDERS' EQUITY

Equity movement

	Owner's contributed capital	Share premium	Other owner's capital	Treasury shares	Foreign exchange reserve	Investment and development fund	Owner's other fund	Retained earnings	Total
	VND	VND	VND	VND	VND	VND	VND	VND	VND
As at 01/01/2022	9,075,516,490,000	49,713,213,411	1,178,174,776,366	(823,760,000)	(22,561,932,248)	570,491,625,643	87,203,093,024	7,000,480,585,004	17,938,194,091,200
Share issued	66,442,650,000	-	-	823,760,000	-	-	-	-	67,266,410,000
Net profit for the year	-	-	-	-	-	-	-	5,309,846,037,552	5,309,846,037,552
Transferred to bonus and welfare funds	-	-	-	-	-	-	-	(461,504,437,652)	(461,504,437,652)
Transferred to and used development and investment fund	-	-	-	-	-	515,779,100,405	-	(273,810,529,251)	241,968,571,154
Stock dividends declared	1,828,306,580,000	-	-	-	-	-	-	(1,828,306,580,000)	-
Cash dividends declared	-	-	-	-	-	-	-	(2,011,222,486,000)	(2,011,222,486,000)
Others movement of equity	-	-	890,091,781	-	(17,918,758,309)	-	-	(23,801,105,112)	(40,829,771,640)
As at 01/01/2023	10,970,265,720,000	49,713,213,411	1,179,064,868,147	-	(40,480,690,557)	1,086,270,726,048	87,203,093,024	7,711,681,484,541	21,043,718,414,614
Shares issued	73,050,500,000	-	-	-	-	-	-	-	73,050,500,000
Net profit for the period	-	-	-	-	-	-	-	6,470,522,433,712	6,470,522,433,712
Transferred to bonus and welfare funds	-	-	-	-	-	-	-	(556,245,377,344)	(556,245,377,344)
Transferred to and used development and investment fund	-	-	-	-	-	505,683,989,818	-	(162,183,355,560)	343,500,634,258
Stock dividends declared	1,656,372,530,000	-	749,537,290,000	-	-	(31,959,370,994)	-	(2,373,950,449,006)	-
Cash dividends declared	-	-	-	-	-	-	-	(2,374,300,497,000)	(2,374,300,497,000)
Others movement of equity	-	-	-	-	23,480,082,296	-	-	(36,315,736,815)	(12,835,654,519)
As at 31/12/2023	12,699,688,750,000	49,713,213,411	1,928,602,158,147	-	(17,000,608,261)	1,559,995,344,872	87,203,093,024	8,679,208,502,528	24,987,410,453,721
In which:									
Net profit in the year transferred from consolidated income Statement	-	-	-	-	-	-	-	6,470,522,433,712	6,470,522,433,712
Non-controlling interest									
- Balance as at 01/01/2023	1,905,627,821,702	66,375,744,992	30,102,969,515	-	(148,660,546)	774,124,775,437	-	1,533,573,622,098	4,309,656,273,198
- Balance as at 31/12/2023	2,792,746,578,749	66,375,744,992	30,102,969,515	-	3,759,749,931	929,127,483,943	-	1,136,081,973,563	4,958,194,500,693
Total									
Balance as at 01/01/2023	12,875,893,541,702	116,088,958,403	1,209,167,837,662	-	(40,629,351,103)	1,860,395,501,485	87,203,093,024	9,245,255,106,639	25,353,374,687,812
Balance as at 31/12/2023	15,492,435,328,749	116,088,958,403	1,958,705,127,662	-	(13,240,858,330)	2,489,122,828,815	87,203,093,024	9,815,290,476,091	29,945,604,954,414

FPT CORPORATION

10 Pham Van Bach Street, Dich Vong Ward

Cau Giay District, Hanoi, S.R. Vietnam

Consolidated financial statements

For the period from 01 January 2023 to 31 December 2023

NOTES TO THE CONSOLIDATED FINANCIAL STATEMENTS (Continued)**FORM B 09-DN/HH***These notes are an integral part of and should be read in conjunction with the accompanying consolidated financial statements***24. SHAREHOLDERS' EQUITY (Continued)****Number of outstanding shares**

	<u>31/12/2023</u>	<u>31/12/2022</u>
	Number of shares	Number of shares
Authorised share capital	1,269,968,875	1,097,026,572
Issued shares	1,269,968,875	1,097,026,572
Ordinary shares	1,269,968,875	1,097,026,572
<i>Shares subject to restriction in ownership transfer</i>	<i>19,241,459</i>	<i>15,836,905</i>
Treasury shares	-	-
Ordinary shares	-	-
<i>Shares subject to restriction in ownership transfer</i>	<i>-</i>	<i>-</i>
Outstanding shares in circulation	1,269,968,875	1,097,026,572
Ordinary shares	1,269,968,875	1,097,026,572
<i>Shares subject to restriction in ownership transfer</i>	<i>19,241,459</i>	<i>15,836,905</i>

All ordinary shares have a par value of VND 10,000. Each share is entitled to one vote at shareholders' meetings of the Company. Shareholders are entitled to receive dividends as declared at each point in time. All ordinary shares are ranked equally with regard to the Company's residual assets. In respect of shares bought back by the Company, all rights are suspended until those shares are re-issued.

Shares subject to restriction in ownership transfer have a par value of VND 10,000. These shares are subject to restrictions according to which shareowners are not allowed to resell their shares within specified term from the date of issuance.

25. REVENUE

	<u>From 01/01/2023</u> <u>to 31/12/2023</u>	<u>From 01/01/2022</u> <u>to 31/12/2022</u>
	VND	VND
Total revenue from goods sold and services rendered	52,625,174,861,333	44,023,010,881,275
In which:		
- Revenue from goods sold	4,569,056,794,009	4,638,266,711,059
- Revenue from services rendered	48,056,118,067,324	39,384,744,170,216
Deductions	7,274,033,948	13,483,200,364
Net revenue from goods sold and services rendered	52,617,900,827,385	44,009,527,680,911

26. COSTS OF SALES

	<u>From 01/01/2023</u> <u>to 31/12/2023</u>	<u>From 01/01/2022</u> <u>to 31/12/2022</u>
	VND	VND
Cost of goods sold	3,921,891,924,157	3,881,168,875,957
Cost of services rendered	28,389,857,521,881	22,921,722,287,692
Provision for devaluation of inventories	(23,784,453,561)	39,357,876,064
	32,287,964,992,477	26,842,249,039,713

NOTES TO THE CONSOLIDATED FINANCIAL STATEMENTS (Continued)

FORM B 09-DN/HN

These notes are an integral part of and should be read in conjunction with the accompanying consolidated financial statements

27. FINANCIAL INCOME

	From 01/01/2023 to 31/12/2023	From 01/01/2022 to 31/12/2022
	VND	VND
Interest from bank deposits, loans and bonds	1,648,391,123,585	1,349,526,681,129
Foreign exchange gain	373,856,098,484	466,402,048,429
Dividends and profits received	290,221,577,575	14,550,418,000
Profit from disposal of equity investment	-	165,668,021,355
Other financial income	23,600,379,675	2,356,810,952
	2,336,069,179,319	1,998,503,979,865

28. FINANCIAL EXPENSES

	From 01/01/2023 to 31/12/2023	From 01/01/2022 to 31/12/2022
	VND	VND
Interest expense	832,648,611,261	645,725,556,308
Foreign exchange loss	372,658,851,456	504,431,726,336
Other financial expenses	512,991,000,993	537,212,419,180
	1,718,298,463,710	1,687,369,701,824

29. EARNINGS PER SHARE

Basic earnings per share for the period ended 31 December 2023 was calculated based on the profit attributable to ordinary shareholders and a weighted average number of outstanding ordinary shares during the year, as follows:

	From 01/01/2023 to 31/12/2023	From 01/01/2022 to 31/12/2022
	VND	VND
Accounting profit after tax	6,470,522,433,712	5,310,108,591,408
Allocation to bonus and welfare fund	556,245,377,344	461,504,437,652
Weighted average number of outstanding ordinary shares	1,267,427,118	1,260,312,644
Basic earnings per share	4,666	3,847

Restatement of weighted average number of ordinary shares

On 17 July 2023, FPT Corporation paid dividend in shares, which led to a retrospective adjustment to the weighted average number of outstanding ordinary shares of the period from 01 January 2022 to 30 September 2022, as follow:

	Weighted average number of ordinary shares	Basic earnings per share
As stated in the consolidated financial statements for the period from 01/01/2022 to 31/12/2022	1,094,675,391	4,429
Effect of stock dividends issued on 17 July 2023	165,637,253	(582)
As restated	1,260,312,644	3,847

FPT CORPORATION

10 Pham Van Bach Street, Dich Vong Ward

Cau Giay District, Hanoi, S.R. Vietnam

Consolidated financial statements

For the period from 01 January 2023 to 31 December 2023

NOTES TO THE CONSOLIDATED FINANCIAL STATEMENTS (Continued)**FORM B 09-DN/HN***These notes are an integral part of and should be read in conjunction with the accompanying consolidated financial statements***30. RELATED PARTY TRANSACTIONS AND BALANCES**

During the period, the Corporation entered into the following significant transactions with its related parties:

	Year to date	
	2023	2022
	VND	VND
Purchases of goods and services		
Synnex FPT Joint Stock Company	965,715,625,842	1,552,555,234,114
FPT Digital Retail Joint Stock Company	73,256,433,841	123,630,502,030

Significant related party balances at the balance sheet date were as follows:

	31/12/2023	31/12/2022
	VND	VND
Entrusted investments		
FPT Fund Management Joint Stock Company	41,366,081,776	41,366,081,776
Capital contribution		
FPT Fund Management Joint Stock Company	27,500,000,000	27,500,000,000
FPT Digital Retail Joint Stock Company	94,000,000,000	94,000,000,000
Synnex FPT Joint Stock Company	398,500,000,000	398,500,000,000
Balances of borrowings		
FPT Digital Retail Joint Stock Company	-	40,000,000,000
Short-term payables		
Synnex FPT Joint Stock Company	106,173,913,478	236,365,854,400

FPT CORPORATION

10 Pham Van Bach Street, Dich Vong Ward
Cau Giay District, Hanoi, S.R. Vietnam

Consolidated financial statements

For the period from 01 January 2023 to 31 December 2023

NOTES TO THE CONSOLIDATED FINANCIAL STATEMENTS (Continued)**FORM B 09-DN/HN**

These notes are an integral part of and should be read in conjunction with the accompanying consolidated financial statements

31. COMMITMENTS**Commitments under operating leases**

The Group signed operating leases contracts (including: offices, teaching locations, housing and others). Future payment commitments under the signed contracts are as follows:

	<u>31/12/2023</u>	<u>31/12/2022</u>
	VND	VND
Within one year	742,803,629,548	555,241,970,309
Between one and five years	1,330,901,935,157	979,550,036,663
Over five years	368,850,050,871	210,861,595,768
	<u>2,442,555,615,576</u>	<u>1,745,653,602,740</u>

32. COMPARATIVE FIGURES

Comparative figures of the consolidated balance sheet, consolidated income statement and consolidated cash flow statement are the figures in the audited consolidated financial statements for the year ended 31 December 2022.

33. EVENTS AFTER THE BALANCE SHEET DATE

In December 2023, FPT Deutschland GmbH (a subsidiary of FPT Corporation) signed a contract to buy 80% total equity of AOSIS Consulting LLC. Up to the report date, the parties are completing the procedures to obtain approval from the authorities in the French Republic to finalize this purchase transaction. The transaction is expected to be completed in the first quarter of 2024.

Le Van Trung
Preparer

Hoang Huu Chien
Chief Accountant

Nguyen The Phuong
Deputy General Director

Hanoi, 23rd January 2024

FPT CORPORATION

10 Pham Van Bach Street, Dich Vong Ward
Cau Giay District, Hanoi, S.R. Vietnam

Consolidated financial statements

For the period from 01 January 2023 to 31 December 2023

NOTES TO THE CONSOLIDATED FINANCIAL STATEMENTS (Continued)

FORM B 09-DN/HN

These notes are an integral part of and should be read in conjunction with the accompanying consolidated financial statements

APPENDIX 1 – LIST OF OTHER SUBSIDIARIES, JOINT VENTURES, AND ASSOCIATES OF THE COMPANY’S DIRECT SUBSIDIARIES AS AT 31 DECEMBER 2023**A. OTHER SUBSIDIARIES**

No.	Company	Principal activities	Place of incorporation and operation	As at 31/12/2023		As at 31/12/2022	
				% of ownership	% of voting rights	% of ownership	% of voting rights
1	FPT Japan Holdings Co., Ltd.	Software development	Japan	100%	100%	100%	100%
2	FPT Okinawa R&D Co., Ltd.	Software development	Japan	100%	100%	100%	100%
3	Shanghai FPT Software Co., Ltd.	Software development	Japan	100%	100%	100%	100%
4	FPT Techno Japan Co., Ltd.	Software development	Japan	100%	100%	100%	100%
5	PT. FPT Software Indonesia	Software development	Japan	99.79%	99.79%	99.79%	99.79%
6	FPT Software Japan Co., Ltd.	Software development	Japan	100%	100%	100%	100%
7	FPT Taiwan Co., Ltd.	Software development	Taiwan	100%	100%	100%	100%
8	FPT Consulting Japan Co., Ltd.	Technology consulting	Japan	80%	80%	80%	80%
9	FPT Software Korea Co., Ltd.	Software development	Korea	100%	100%	100%	100%
10	FPT USA Corporation	Software development	USA	100%	100%	100%	100%
11	FPT Canada Co., Ltd.	Software development	Canada	100%	100%	100%	100%
12	Intellinet Consulting, LLC	Technology consulting	USA	95%	95%	95%	95%
13	Intertec Consulting, LLC	Software development	USA	70%	70%	10%	10%
14	Intertec International, LLC	Software development	United Kingdom	70%	70%	10%	10%
15	Micra Consulting International, Ltd	Software development	Costa Rica	70%	70%	10%	10%
16	Intertec International S.A.S	Software development	Columbia	70%	70%	10%	10%
17	Intertec International S de R.L de C.V	Software development	Mexico	70%	70%	10%	10%
18	Cardinal Peak LLC	Software development	USA	100%	100%	0%	0%
19	FPT India Private Limited	Software development	India	100%	100%	100%	100%
20	FPT Deutschland GmbH	Software development	Germany	100%	100%	100%	100%
21	FPT Software United Kingdom LTD.	Software development	United Kingdom	100%	100%	100%	100%
22	FPT Software Malaysia SDN. BHD.	Software development	Malaysia	100%	100%	100%	100%
23	FPT Software Solutions Asia Pacific PTE. Ltd.	Software development	Singapore	100%	100%	100%	100%
24	FPT Australasia Pty., Ltd.	Software development	Australia	100%	100%	100%	100%
25	FPT Software Europe	Software development	France	100%	100%	100%	100%

FPT CORPORATION

10 Pham Van Bach Street, Dich Vong Ward
Cau Giay District, Hanoi, S.R. Vietnam

Consolidated financial statements

For the period from 01 January 2023 to 31 December 2023

NOTES TO THE CONSOLIDATED FINANCIAL STATEMENTS (Continued)**FORM B 09-DN/HN**

These notes are an integral part of and should be read in conjunction with the accompanying consolidated financial statements

No.	Company	Principal activities	Place of incorporation and operation	As at 31/12/2023		As at 31/12/2022	
				% of ownership	% of voting rights	% of ownership	% of voting rights
26	FPT Software Philippines Corp.	Software development	Philippines	100%	100%	100%	100%
27	FPT Slovakia s.r.o.	Software development	Slovakia	100%	100%	100%	100%
28	Fpt Czech s.r.o.	Software development	Czech	100%	100%	100%	100%
29	FPT Asia Pacific Pte. Ltd.	Software development	Singapore	100%	100%	100%	100%
30	FPT Siam Limited	Software development	Thailand	99.97%	99.97%	99.97%	99.97%
31	FPT Technology DMCC	Software development	UAE	100%	100%	100%	100%
32	FPT Consulting LLC	Software development	UAE	100%	100%	100%	100%
33	FPT Consulting Service Limited	Software development	HongKong	100%	100%	100%	100%
34	FPT Information System Singapore PTE. Ltd.	Software development	Singapore	100%	100%	100%	100%
35	FPT Myanmar Co., Ltd.	Software development	Myanmar	100%	100%	100%	100%
36	FPT Software Ho Chi Minh Co., Ltd.	Software development	Vietnam	100%	100%	100%	100%
37	FPT Software Hanoi Co., Ltd.	Software development	Vietnam	100%	100%	100%	100%
38	FPT Software Central Region Company Limited	Software development	Vietnam	100%	100%	100%	100%
39	FPT Software Thang Long Co., Ltd.	Software development	Vietnam	100%	100%	100%	100%
40	FPT Digital Processing Services Co., Ltd.	Software development	Vietnam	100%	100%	100%	100%
41	Homa Technologies Joint Stock Company	Manufacturing and repairing electronic components, communication equipment, electrical equipment	Vietnam	75%	75%	75%	75%
42	FPT Software Quy Nhon Co.,Ltd	Software development	Vietnam	100%	100%	100%	100%
43	Suzhou FPT Software Co., Ltd	Software development	China	100%	100%	100%	100%
44	Akavault Pte. Ltd.	Technology consulting	Singapore	100%	100%	100%	100%
45	FPT Software Netherlands B.V.	Software development	Holland	100%	100%	100%	100%
46	Base Platform Pte., Ltd.	Software development	Singapore	90%	90%	80%	80%
47	Base Enterprise Joint Stock Company	Software development	Vietnam	89.99%	99.98%	79.99%	99.98%
48	FPT Software Hue Co., Ltd.	Software development	Vietnam	100%	100%	Not established yet	Not established yet
49	FPT Company for Information Technology	Software development	Saudi Arabi	100%	100%	Not established yet	Not established yet
50	Guangxi FPT Software Co., Ltd.	Software development	China	100%	100%	Not established yet	Not established yet
51	Soft front Development Service Co., Ltd.	Software development	Japan	100%	100%	100%	100%
52	FPT NewTech Co., Ltd	Software development	Vietnam	100%	100%	Not established yet	Not established yet

FPT CORPORATION

10 Pham Van Bach Street, Dich Vong Ward
Cau Giay District, Hanoi, S.R. Vietnam

Consolidated financial statements

For the period from 01 January 2023 to 31 December 2023

NOTES TO THE CONSOLIDATED FINANCIAL STATEMENTS (Continued)**FORM B 09-DN/HN**

These notes are an integral part of and should be read in conjunction with the accompanying consolidated financial statements

No.	Company	Principal activities	Place of incorporation and operation	As at 31/12/2023		As at 31/12/2022	
				% of ownership	% of voting rights	% of ownership	% of voting rights
53	FPT Land Co., Ltd.	Consult, brokerage, real estate auction, land use right auction	Vietnam	100%	100%	100%	100%
54	Cyradar Joint Stock Company	IT and other computer-relating services	Vietnam	77.78%	77.78%	77.78%	77.78%
55	UTOP Technology Joint Stock Company	Computer programming	Vietnam	54.67%	54.67%	54.67%	54.67%
56	FPT High School	Education & Training	Vietnam	100%	100%	100%	100%
57	FPT Global Technology Innovation Co., Ltd.	Education & Training	Vietnam	100%	100%	100%	100%
58	FPT Primary and Secondary School	Education & Training	Vietnam	100%	100%	100%	100%
59	FPT High School (Đa Nang)	Education & Training	Vietnam	100%	100%	100%	100%
60	FPT High School (Can Tho)	Education & Training	Vietnam	100%	100%	100%	100%
61	FPT University	Education & Training	Vietnam	100%	100%	100%	100%
62	Thanh Sang Investment Co., Ltd.	Education & Training	Vietnam	100%	100%	100%	100%
63	FPT Polytechnic College	Education & Training	Vietnam	100%	100%	100%	100%
64	FPT Cau Giay Primary and Secondary School	Education & Training	Vietnam	100%	100%	100%	100%
65	Central Loi Trading and Services Co., Ltd.	Education & Training	Vietnam	100%	100%	100%	100%
66	FPT High School (Binh Dinh)	Education & Training	Vietnam	100%	100%	100%	100%
67	FPT Primary, Secondary, and High School in Bac Ninh	Education & Training	Vietnam	100%	100%	100%	100%
68	FPT Secondary and High School in Hai Phong	Education & Training	Vietnam	100%	100%	100%	100%
69	FPT Primary, Secondary, and High School in Bac Giang	Education & Training	Vietnam	100%	100%	100%	100%
70	FPT Primary, Secondary, and High School in Ha Nam	Education & Training	Vietnam	100%	100%	100%	100%
71	TVB Education and Training JSC	Education & Training	Vietnam	100%	100%	100%	100%
72	Thang Long College of Medicine and Pharmacy	Education & Training	Vietnam	100%	100%	100%	100%
73	Telehouse International Corporation of Vietnam	Provide data center services	Vietnam	51%	51%	51%	51%
74	FPT Information System Cambodia Co., Ltd.	Provide system integration, software, solutions and services	Cambodia	100%	100%	100%	100%
75	Investment and Development of National E-procurement System Co., Ltd.	Provide e-commerce application solutions in governmental	Vietnam	100%	100%	100%	100%

FPT CORPORATION

10 Pham Van Bach Street, Dich Vong Ward
Cau Giay District, Hanoi, S.R. Vietnam

Consolidated financial statements

For the period from 01 January 2023 to 31 December 2023

NOTES TO THE CONSOLIDATED FINANCIAL STATEMENTS (Continued)

FORM B 09-DN/HN

These notes are an integral part of and should be read in conjunction with the accompanying consolidated financial statements

No.	Company	Principal activities	Place of incorporation and operation	As at 31/12/2023		As at 31/12/2022	
				% of ownership	% of voting rights	% of ownership	% of voting rights
		procurement					
76	TRANDATA Technology Engineering Joint Stock Company	Computer programming	Vietnam	77.26%	77.26%	77.26%	77.26%
77	FPT Semiconductor Joint Stock Company	Manufacturing and repairing electronic components	Vietnam	94.99%	94.99%	94.99%	94.99%
78	FPT Technology Solutions Co., Ltd.	Provide system integration, software, solutions and services	Vietnam	100%	100%	100%	100%
79	FPT Tan Thuan Telecom Company Limited	Provide high speed internet and other telecommunication services	Vietnam	45.66%	100%	45.66%	100%
80	FPT International Telecom Co., Ltd.	Provide internet services, agent for providing telecommunication services and other services	Vietnam	45.66%	100%	45.66%	100%
81	FPT Telecom Technology Joint Stock Company	Provide high speed internet and other telecommunication services	Vietnam	45.66%	99.999%	45.66%	99.999%
82	FPT Television Co., Ltd.	Film production and distribution, wireless telecommunications operations, computer programming	Vietnam	45.66%	100%	45.66%	100%

FPT CORPORATION

10 Pham Van Bach Street, Dich Vong Ward
Cau Giay District, Hanoi, S.R. Vietnam

Consolidated financial statements

For the period from 01 January 2023 to 31 December 2023

NOTES TO THE CONSOLIDATED FINANCIAL STATEMENTS (Continued)**FORM B 09-DN/HH**

These notes are an integral part of and should be read in conjunction with the accompanying consolidated financial statements

B. OTHER JOINT VENTURES AND ASSOCIATES

No.	Company	Principal activities	Place of incorporation and operation	As at 31/12/2023		As at 31/12/2022	
				% of ownership	% of voting rights	% of ownership	% of voting rights
1	FPT Fund Management Joint Stock Company	Portfolio and fund management and other services	Vietnam	25%	25%	25%	25%
2	SBI FPT Co., Ltd.	Software development	Vietnam	30%	30%	30%	30%
3	MJS FPT Co., Ltd.	Software development	Japan	50%	50%	50%	50%
4	FPT Smart Technologies Co., Ltd.	Software development	Vietnam	50%	50%	50%	50%
5	Artificial Intelligence Quy Nhon Co., Ltd.	Real estate	Vietnam	49%	49%	49%	49%
6	Namitech Joint Stock Company	Software development	Vietnam	44.68%	44.68%	49.15%	49.15%
7	Next Robotics Joint Stock Company	Producing self-propelled equipment, automation	Vietnam	32.93%	32.93%	49.10%	49.10%
8	Ackerton Technology Services	Software development	Korea	50%	50%	Not established yet	