

CÔNG TY CỔ PHẦN FPT
FPT CORPORATION

CỘNG HOÀ XÃ HỘI CHỦ NGHĨA VIỆT NAM
Độc lập - Tự do - Hạnh phúc
THE SOCIALIST REPUBLIC OF VIETNAM
Independence - Freedom - Happiness

Số: 07/FPT-FMC
No.: .../FPT-FMC

Hà Nội, ngày 19 tháng 01 năm 2023
Hanoi, January 19th 2022

CÔNG BỐ THÔNG TIN ĐỊNH KỲ
PERIODIC INFORMATION DISCLOSURE

Kính gửi: Ủy ban Chứng khoán Nhà nước
Sở Giao dịch Chứng khoán thành phố Hồ Chí Minh
To: The State Securities Commission
Hochiminh Stock Exchange

- Tên tổ chức/*Name of organization*: Công ty Cổ phần FPT/ *FPT Corporation*
 - Mã chứng khoán/Mã thành viên/ *Stock code/ Broker code*: FPT/ *FPT*
 - Địa chỉ/*Address*: Số 10, phố Phạm Văn Bạch, Phường Dịch Vọng, Quận Cầu Giấy, Thành phố Hà Nội, Việt Nam/ *10 Pham Van Bach Street, Dich Vong Ward, Cau Giay District, Hanoi, Vietnam*
 - Điện thoại liên hệ/*Tel.*: 024. 7300 7300 Fax: 024. 3768 7410
 - E-mail: ir@fpt.com.vn website: <https://fpt.com.vn>
- Nội dung thông tin công bố / *Contents of disclosure*:
Báo cáo tài chính công ty mẹ quý 4 năm 2022 và Báo cáo tài chính hợp nhất quý 4 năm 2022 / *Separate Financial Statements for 4th quarter of 2022 and Consolidated Financial Statements for 4th quarter of 2022*
- Thông tin này đã được công bố trên trang thông tin điện tử của công ty vào ngày 19/01/2023 tại đường dẫn <https://fpt.com.vn/vi/nha-dau-tu/thong-tin-cong-bo/> This information was published on the company's website on 19/01/2023, as in the link <https://fpt.com.vn/en/ir/information-disclosures>



Chúng tôi xin cam kết các thông tin công bố trên đây là đúng sự thật và hoàn toàn chịu trách nhiệm trước pháp luật về nội dung các thông tin đã công bố/ *We hereby certify that the information provided is true and correct and we bear the full responsibility to the law.*

Tài liệu đính kèm/Attached documents: Báo cáo tài chính công ty mẹ quý 4 năm 2022 và Báo cáo tài chính hợp nhất quý 4 năm 2022 / *Separate Financial Statements for 4th quarter of 2022 and Consolidated Financial Statements for 4th quarter of 2022*

Đại diện tổ chức
Organization representative

Người được UQ CBTT
Person authorized to disclose information



Mai Thị Lan Anh





FPT CORPORATION

FINANCIAL STATEMENTS Quarter IV - 2022



Hanoi, January 2023

TABLE OF CONTENTS

<u>CONTENTS</u>	<u>PAGE(S)</u>
BALANCE SHEET	3 - 4
INCOME STATEMENT	5 - 6
CASH FLOW STATEMENT	7 - 8
NOTES TO THE FINANCIAL STATEMENTS	9 - 27

BALANCE SHEET

As at 31 December 2022

FORM B 01-DN

Unit: VND

ASSETS	Codes	Notes	31/12/2022	31/12/2021
A. CURRENT ASSETS	100		8,877,660,232,529	9,709,383,802,038
I. Cash and cash equivalents	110	1	1,602,587,113,047	2,096,322,957,509
1. Cash	111		374,987,113,047	428,322,957,509
2. Cash equivalents	112		1,227,600,000,000	1,668,000,000,000
II. Short-term financial investments	120	4	5,301,900,000,000	5,778,900,000,000
1. Held-to-maturity investments	123		5,301,900,000,000	5,778,900,000,000
III. Short-term receivables	130		1,890,162,382,953	1,745,698,321,469
1. Short-term trade receivables	131		123,029,215,178	123,051,205,676
2. Short-term advances to suppliers	132		1,954,028,351	27,261,022,850
3. Short-term loan receivables	135	2	422,900,000,000	405,325,000,000
4. Other short-term receivables	136	3	1,350,448,688,379	1,191,430,940,776
5. Provision for short-term doubtful debts	137		(8,169,548,955)	(1,369,847,833)
IV. Inventories	140		355,438,253	947,836,253
1. Inventories	141		355,438,253	947,836,253
V. Other short-term assets	150		82,655,298,276	87,514,686,807
1. Short-term prepayments	151		2,355,887,790	5,200,019,846
2. Value added tax deductibles	152		76,242,547,177	78,257,803,652
3. Taxes and other receivables from the State budget	153	10	4,056,863,309	4,056,863,309
B. NON-CURRENT ASSETS	200		11,586,775,066,022	9,941,929,883,432
I. Long-term receivables	210		-	400,000,000
1. Long-term loans receivable	215		-	400,000,000
II. Fixed assets	220		1,980,893,006,685	1,989,611,749,089
1. Tangible fixed assets	221	5	1,948,087,485,760	1,964,991,660,866
- Cost	222		2,253,214,928,543	2,157,917,378,291
- Accumulated depreciation	223		(305,127,442,783)	(192,925,717,425)
2. Intangible assets	227	6	32,805,520,925	24,620,088,223
- Cost	228		132,216,392,831	104,887,409,954
- Accumulated amortisation	229		(99,410,871,906)	(80,267,321,731)
III. Long-term assets in progress	240		116,690,829,404	39,136,595,453
1. Long-term construction in progress	242		116,690,829,404	39,136,595,453
IV. Long-term financial investments	250		9,432,613,409,012	7,882,613,409,012
1. Investment in subsidiaries	251	7	8,939,613,409,012	7,389,613,409,012
2. Investments in Joint-ventures, associates	252	8	492,500,000,000	492,500,000,000
3. Equity investments in other entities	253		500,000,000	500,000,000
V. Other long-term assets	260		56,577,820,921	30,168,129,878
1. Long-term prepayments	261		24,007,939,167	18,798,434,851
2. Deferred tax assets	262		32,569,881,754	11,369,695,027
TOTAL ASSET (270=100 + 200)	270		20,464,435,298,551	19,651,313,685,470

BALANCE SHEET (Continued)


As at 31 December 2022


FORM B 01-DN
 Unit: VND

RESOURCES	Codes	Notes	31/12/2022	31/12/2021
C. LIABILITIES	300		6,870,890,854,048	7,249,555,305,009
I. Current liabilities	310		5,538,544,086,364	5,910,587,954,096
1. Short-term trade payables	311	9	626,248,311,920	653,609,107,701
2. Short-term advances from customers	312		7,476,087,961	9,718,538,547
3. Taxes and amounts payable to the State budget	313	10	6,519,909,412	1,284,228,387
4. Payables to employees	314		23,275,267,414	23,909,450,344
5. Short-term accrued expenses	315	11	122,535,571,903	125,208,220,729
6. Short-term unearned revenue	318		6,629,469,139	7,790,157,327
7. Other current payables	319	12	542,466,446,703	233,087,433,391
8. Short-term loans and obligations under finance leases	320	13	4,025,000,000,000	4,648,000,000,000
9. Short-term provisions	321		19,000,000,000	18,000,000,000
10. Bonus and welfare funds	322		159,393,021,912	189,980,817,670
II. Long-term liabilities	330		1,332,346,767,684	1,338,967,350,913
1. Long-term unearned revenue	336		233,105,577,144	239,735,046,288
2. Long-term loans and obligations under finance leases	338	14	1,099,205,700,000	1,099,205,700,000
3. Deferred tax liabilities	341		35,490,540	26,604,625
D. EQUITY	400		13,593,544,444,503	12,401,758,380,461
I. Owner's equity	410	15	13,593,544,444,503	12,401,758,380,461
1. Owner's contributed capital	411		10,970,265,720,000	9,075,516,490,000
- Ordinary shares carrying voting rights	411a		10,970,265,720,000	9,075,516,490,000
2. Share premium	412		49,941,441,360	49,941,441,360
3. Treasury shares	415		-	(823,760,000)
4. Investment and development fund	418		103,009,261	103,009,261
5. Other reserves	420		87,203,093,024	87,203,093,024
6. Retained earnings	421		2,486,031,180,858	3,189,818,106,816
- Retained earnings/(losses) accumulated to the prior period end	421a		447,315,612,816	1,156,367,839,211
- Retained earnings/(losses) of the current period	421b		2,038,715,568,042	2,033,450,267,605
TOTAL RESOURCES (440=300+400)	440		20,464,435,298,551	19,651,313,685,470


 Hoang Ngoc Bich
 Preparer


 Hoang Huu Chien
 Chief Accountant


 Nguyen The Phuong
 Deputy General Director
 18th January 2023



FPT CORPORATION

No 10 Pham Van Bach Street
Dich Vong Ward, Cau Giay District
Hanoi, S.R. Vietnam

Separate financial statements
For the period from 01 January 2022
to 31 December 2022

INCOME STATEMENT

Quarter IV – 2022

FORM B 02-DN

Unit: VND

ITEMS	Codes	Notes	In period		Year to date	
			2022	2021	2022	2021
1 Gross revenue from goods sold and services rendered	01	16	138,225,672,720	116,456,217,945	478,223,867,884	401,008,821,298
2 Deductions	02		-	-	-	-
3 Net revenue from goods sold and services rendered	10		138,225,672,720	116,456,217,945	478,223,867,884	401,008,821,298
4 Cost of sales	11	17	20,929,360,051	22,679,414,801	51,980,583,397	88,563,927,849
5 Gross profit from goods sold and services rendered	20		117,296,312,669	93,776,803,144	426,243,284,487	312,444,893,449
6 Financial income	21	18	1,057,535,169,691	1,159,426,337,841	3,640,049,597,778	3,381,173,543,195
7 Financial expenses	22	19	69,394,972,958	69,541,653,779	241,935,764,238	233,763,317,924
<i>In which: interest expense</i>	23		<i>68,074,759,489</i>	<i>68,477,313,961</i>	<i>241,666,859,099</i>	<i>233,796,715,258</i>
8 Selling expenses	25		1,035,647,943	1,547,758,033	1,818,937,389	7,230,524,202
9 General and administration expenses	26		100,107,661,970	143,463,043,824	708,670,102,502	523,178,632,267
10 Operating profit	30		1,004,293,199,489	1,038,650,685,349	3,113,868,078,136	2,929,445,962,251
11 Other income	31		136,373,078	483,615,009	777,866,632	905,925,070
12 Other expenses	32		10,637,060	352,312,824	95,105,538	730,395,444
13 Profit from other activities	40		125,736,018	131,302,185	682,761,094	175,529,626
14 Accounting profit before tax	50		1,004,418,935,507	1,038,781,987,534	3,114,550,839,230	2,929,621,491,877
15 Current corporate income tax expense	51	20	-	42,041,674	-	45,041,674
16 Deferred corporate tax (income)/expense	52		11,253,263,435	(11,343,090,402)	(21,191,300,812)	(11,343,090,402)
17 Net profit after corporate income tax	60		993,165,672,072	1,050,083,036,262	3,135,742,140,042	2,940,919,540,605

FPT CORPORATION
 No 10 Pham Van Bach Street
 Dich Vong Ward, Cau Giay District
 Hanoi, S.R. Vietnam

Separate financial statements
 For the period from 01 January 2022
 to 31 December 2022

EXPLANATION:

FPT Corporation explains the variation of net revenue and profit after tax in Quarter 4 of 2022, in comparison with last year Quarter 4 as follows:

Unit: Million


Item	Year 2022	Year 2021	Increase/(Decrease)		Year 2022	Year 2021	Increase/(Decrease)	
	Quarter 4	Quarter 4	Amount	Percentage	Accumulated	Accumulated	Amount	Percentage
Net Revenue	138,226	116,456	21,769	19%	478,224	401,009	77,215	19%
Profit after tax	993,166	1,050,083	(56,917)	-5%	3,135,742	2,940,920	194,823	7%

The increase in net revenue is mainly due to the nearly 19% increase in revenue from administrative expenses paid on behalf of and reallocated back to subsidiaries in the fourth quarter of 2022 compared to the fourth quarter of 2021.


The decrease of profit after corporate income tax is mainly due to the decrease in financial income in the fourth quarter of 2022 by approximately 9% compared to the fourth quarter of 2021, mainly due to the decrease in dividends transferred from subsidiaries.



Hoang Ngoc Bich
 Preparer



Hoang Huu Chien
 Chief Accountant



Nguyễn The Phuong
 Deputy General Director
 18th January 2023

CASH FLOW STATEMENT

For the period from 01 January 2022 to 31 December 2022

FORM B 03-DN
Unit: VND

ITEMS	Codes	Year to date	
		2022	2021
I. CASH FLOWS FROM OPERATING ACTIVITIES			
1. Profit before tax	01	3,114,550,839,230	2,929,621,491,877
2. Adjustments for:			
Depreciation and amortisation of fixed assets and investment properties	02	131,420,857,352	45,922,320,498
Provisions	03	7,799,701,122	680,498,457
Foreign exchange (gain)/ loss arising from translating foreign currency items	04	90,952,813	(18,953,499)
Gain from investing activities	05	(3,639,587,620,851)	(3,379,914,766,312)
Interest expense	06	241,666,859,099	233,796,715,258
3. Operating profit before movements in working capital	08	(144,058,411,235)	(169,912,693,721)
Decrease in receivables	09	18,331,784,119	41,505,043,564
Decrease in inventories	10	592,398,000	7,182,079,035
Increase in payables (excluding accrued loan interest and corporate income tax payable)	11	264,558,273,104	224,698,168,813
(Increase) in prepaid expenses	12	(2,365,372,260)	(19,137,501,149)
Interest paid	14	(234,034,366,684)	(233,555,480,063)
Corporate income tax paid	15	-	(7,180,000,000)
Other cash inflows	16	-	117,250,980,000
Other cash outflows	17	(30,587,795,758)	(49,488,389,923)
Net cash generated by/(used in) operating activities	20	(127,563,490,714)	(88,637,793,444)
II. CASH FLOWS FROM INVESTING ACTIVITIES			
1. Acquisition and construction of fixed assets and other long-term assets	21	(200,256,348,899)	(393,844,047,343)
2. Proceeds from sale, disposal of fixed assets and other long-term assets	22	125,391,320	861,360,923
3. Cash outflow for lending, buying debt instruments of other entities	23	(12,351,999,000,000)	(11,481,025,000,000)
4. Cash recovered from lending, selling debt instruments of other entities	24	12,811,824,000,000	10,026,400,000,000
5. Equity investments in other entities	25	(1,550,000,000,000)	(1,160,000,000,000)
6. Interest earned, dividends and profits received	27	3,489,456,939,281	3,321,009,849,223
Net cash generated by /(used in) investing activities	30	2,199,150,981,702	313,402,162,803

CASH FLOW STATEMENT (Continued)

For the period from 01 January 2022 to 31 December 2022

FORM B 03-DN
Unit: VND

III. CASH FLOWS FROM FINANCING ACTIVITIES

1. Proceeds from share issue and owners' contributed capital	31	67,266,410,000	52,097,680,000
2. Proceeds from borrowings	33	16,207,740,000,000	17,864,205,700,000
3. Repayment of borrowings	34	(16,830,740,000,000)	(16,412,030,000,000)
4. Dividends and profits paid	36	(2,009,634,175,025)	(1,695,439,595,275)
Net cash generated by /(used in) financing activities	40	(2,565,367,765,025)	(191,166,215,275)
Net increase/(decrease) in cash (50=20+30+40)	50	(493,780,274,037)	33,598,154,084
Cash and cash equivalents at the beginning of the period	60	2,096,322,957,509	2,062,744,834,148
Effect of changes in foreign exchange rates	61	44,429,575	(20,030,723)
Cash and cash equivalents at the end of the period (70=50+60)	70	1,602,587,113,047	2,096,322,957,509

Hoang Ngoc Bich
Preparer

Hoang Huu Chien
Chief Accountant

Nguyen The Phuong
Deputy General Director
18th January 2023

FPT CORPORATION

No 10 Pham Van Bach Street
Dich Vong Ward, Cau Giay District
Hanoi, S.R. Vietnam

Separate financial statements
For the period from 01 January 2022
to 31 December 2022

NOTES TO THE SEPARATE FINANCIAL STATEMENTS**FORM B 09-DN**

These notes are an integral part of and should be read in conjunction with the accompanying separate financial statements

I. GENERAL INFORMATION**Structure of ownership**

FPT Corporation (the "Company") was incorporated as a State-owned company in Vietnam and subsequently equitised in accordance with Decision No. 178/QĐ-TTg, following which the Company officially operated as a joint stock company. FPT Corporation operates under Business Registration Certificate No. 0103001041 issued for the first time by Hanoi Department of Planning and Investment dated 13 May 2002 and its amendments.

According to the amended Business Registration Certificate dated 19 December 2008, the Company changed its name from the Corporation for Financing and Promoting Technology to FPT Corporation.

According to the 53rd amendment of Business Registration Certificate, the Corporation changed the Charter capital into VND 10,970,265,720,000.

Since December 2006, the Company's shares have been listed on Ho Chi Minh City Stock Exchange.

Normal production and business cycle

The Company's normal production and business cycle is carried out for a time period of 12 months or less.

Operating industry and principal activities

The principal business activities of the Company are to provide information technology and telecommunication products and services and to do investment activities. The main products and services provided include system integration; software production and software service; IT services; software solution services; telecommunication and internet services; warranty and maintenance of telecommunication and IT equipment and other telecommunication services.

The Corporation's structure

As at 31 December 2022, FPT Corporation had 01 branch including Brand in Ho Chi Minh City – FPT Corporation (Hanoi City), 8 subsidiaries and 2 associates.

Subsidiaries of the Company including:

- FPT Information System Corporation;
- FPT Telecom Joint Stock Company;
- FPT Software Company Limited;
- FPT Education Company Limited;
- FPT Online Services Joint Stock Company;
- FPT Investment Company Limited;
- FPT Smart Cloud Company Limited;
- FPT Digital Company Limited.

Associates of the Company including:

- FPT Digital Retail Joint Stock Company;
- Synnex FPT Joint Stock Company.

NOTES TO THE SEPARATE FINANCIAL STATEMENTS (Continued)

FORM B 09-DN

These notes are an integral part of and should be read in conjunction with the accompanying separate financial statements

II. ACCOUNTING CONVENTION AND FINANCIAL YEAR

Accounting convention

The accompanying separate financial statements, expressed in Vietnam Dong (VND), are prepared under the historical cost convention and in accordance with Vietnamese Accounting Standards, accounting regime for enterprises and legal regulations relating to financial reporting.

The accompanying separate financial statements are not intended to present the financial position, results of operations and cash flows in accordance with accounting principles and practices generally accepted in countries and jurisdictions other than Vietnam.

Financial year

The Company's financial year begins on 01 January and ends on 31 December.

III. SUMMARY OF SIGNIFICANT ACCOUNTING POLICIES

The significant accounting policies, which have been adopted by the Company in the preparation of these separate financial statements, are as follows:

Estimates

The preparation of the separate financial statements in conformity with Vietnamese Accounting Standards, accounting regime for enterprises and legal regulations relating to financial reporting requires management to make estimates and assumptions that affect the reported amounts of assets, liabilities and disclosures of contingent assets and liabilities at the date of the separate financial statements and the reported amounts of revenues and expenses during the financial year. Although these accounting estimates are based on the management's best knowledge, actual results may differ from those estimates.

Cash and cash equivalents

Cash and cash equivalents comprise cash on hand, demand deposits and short-term, highly liquid investments that are readily convertible to known amounts of cash and which are subject to an insignificant risk of changes in value.

Financial investments

Held-to-maturity investments

Held-to-maturity investments comprise investments that the Company has the positive intent or ability to hold to maturity, including term deposits (commercial bills), bonds, preference shares which the issuer shall redeem at a certain date in the future, loans held to maturity to earn periodic interest and other held-to-maturity investments.

Held-to-maturity investments are recognised on a trade date basis and are initially measured at acquisition price plus directly attributable transaction costs. Post-acquisition interest income from held-to-maturity investments is recognised in the income statement on accrual basis. Pre-acquisition interest is deducted from the cost of such investments at the acquisition date.

Held-to-maturity investments are measured at cost less provision for doubtful debts.

Provision for doubtful debts relating to held-to-maturity investments is made in accordance with prevailing accounting regulations.

Loan receivables

Loan receivables are measured at cost less provision for doubtful debts. Provision for doubtful debts relating to loan receivables is made in accordance with prevailing accounting regulations.

NOTES TO THE SEPARATE FINANCIAL STATEMENTS (Continued)

FORM B 09-DN

These notes are an integral part of and should be read in conjunction with the accompanying separate financial statements

Investments in subsidiaries

Investment in subsidiaries

A subsidiary is an entity over which the Company has control. Control is achieved where the Company has the power to govern the financial and operating policies of an investee enterprise so as to obtain benefits from its activities.

Investments in associates

An associate is an entity over which the Company has significant influence and that is neither a subsidiary nor an interest in joint venture. Significant influence is the power to participate in the financial and operating policy decisions of the investee but not control or joint control over those policies.

Investments in subsidiaries are initially recognised at cost. The Company's share of the net profit of the investee after acquisition is recognised in the interim income statement. Other distributions received other than such profit share are deducted from the cost of the investments as recoverable amounts.

Investments in subsidiaries, associates are carried in the interim balance sheet at cost less provision for impairment of such investments. Provisions for impairment of investments in subsidiaries, joint ventures and associates are made when there is reliable evidence for declining in value of these investments at the balance sheet date.

Equity investments in other entities

Equity investments in other entities represent the Company's investments in ordinary shares of the entities over which the Company has no control, joint control, or significant influence.

Equity investments in other entities are carried at cost less provision for impairment.

Receivables

Receivables represent the amounts recoverable from customers or other debtors and are stated at book value less provision for doubtful debts.

Provision for doubtful debts is made for receivables that are overdue for six months or more, or when the debtor is in dissolution, in bankruptcy, or is experiencing similar difficulties and so may be unable to repay the debt.

Inventories

Inventories are stated at the lower of cost and net realizable value. Cost comprises direct materials and where applicable direct labour costs and those overheads that have been incurred in bringing the inventories to their present location and condition. Cost of inventories within the Company is calculated using the first in, first out (FIFO) method and inventory recording method is the perpetual method. Net realisable value represents the estimated selling price less all estimated costs to completion and costs to be incurred in marketing, selling and distribution.

The evaluation of necessary provision for inventory obsolescence follows current prevailing accounting regulations, which allow provisions to be made for obsolete, damaged, or sub-standard inventories and for those which have costs higher than net realisable values as at the balance sheet date.

Tangible fixed assets and depreciation

Tangible fixed assets are stated at cost less accumulated depreciation.

The costs of purchased tangible fixed assets comprise their purchase prices and any directly attributable costs of bringing the assets to their working condition and location for their intended use.

The costs of self-constructed or manufactured assets are the actual construction or manufacturing cost plus installation and test running costs.

FPT CORPORATION

No 10 Pham Van Bach Street
 Dich Vong Ward, Cau Giay District
 Hanoi, S.R. Vietnam

Separate financial statements
 For the period from 01 January 2022
 to 31 December 2022

NOTES TO THE SEPARATE FINANCIAL STATEMENTS (Continued)**FORM B 09-DN**

These notes are an integral part of and should be read in conjunction with the accompanying separate financial statements

Tangible fixed assets are depreciated using the straight-line method over their estimated useful lives as follows:

	2022
	(Years)
Buildings and structures	10 – 30
Machinery and equipment	5 – 20
Office equipment	3 – 5
Motor vehicles	4 – 6
Other assets	3 – 4

Intangible assets and amortisation***Computer software***

Purchase price of new computer software which is not an integral part of related hardware is capitalized and accounted for as intangible assets. Computer software is amortized into the income statement on a straight-line basis from 3 to 5 years.

Construction in progress

Properties in the course of construction for production, rental or administrative purposes, or for the purposes not yet determined, are carried at cost. Cost includes professional fees, and for qualifying assets, borrowing costs dealt with in accordance with the Company's accounting policy. Depreciation of these assets, on the same basis as other property assets, commences when the assets are ready for their intended use.

Long-term prepayments

Long-term prepayments comprise prepaid land rentals and other expenses to guarantee the usage of the rented areas, prepaid office rentals, tools and supplies issued for consumption, office refurbishment expenses.

Tools, supplies issued for consumption, small devices and office refurbishment expenses are stated at cost and expensed pursuant to current regulations.

Revenue recognition**Revenue from services**

Revenue of a transaction involving the rendering of services is recognised when the outcome of such transaction can be measured reliably. Where a transaction involving the rendering of services is attributable to several periods, revenue is recognised in each period by reference to the percentage of completion of the transaction at the balance sheet date of that period. The outcome of a transaction can be measured reliably when all four (4) following conditions are satisfied:

- (a) The amount of revenue can be measured reliably;
- (b) It is probable that the economic benefits associated with the transaction will flow to the Company;
- (c) The percentage of completion of the transaction at the balance sheet date can be measured reliably; and
- (d) The costs incurred for the transaction and the costs to complete the transaction can be measured reliably.

Interest income is accrued on a time basis, by reference to the principal outstanding and at the applicable interest rate.

NOTES TO THE SEPARATE FINANCIAL STATEMENTS (Continued)

FORM B 09-DN

These notes are an integral part of and should be read in conjunction with the accompanying separate financial statements

Dividend income from investments is recognised when the Company's right to receive payment has been established.

Foreign currencies

Transactions arising in foreign currencies are translated at exchange rates ruling at the transaction date. The balances of monetary items denominated in foreign currencies as at the interim balance sheet date are retranslated at the exchange rates on the same date. Exchange differences arising from the translation of these accounts are recognised in the interim income statement.

Borrowing costs

Borrowing costs are recognised in the interim income statement in the period when incurred unless they are capitalised in accordance with Vietnamese Accounting Standard No. 16 "Borrowing costs". Accordingly, borrowing costs directly attributable to the acquisition, construction or production of qualifying assets, which are assets that necessarily take a substantial period of time to get ready for their intended use or sale, are added to the cost of those assets, until such time as the assets are substantially ready for their intended use or sale. Investment income earned on the temporary investment of specific borrowings pending their expenditure on qualifying assets is deducted from the cost of those assets. For specific borrowings for the purpose of construction of fixed assets and investment properties, borrowing costs are capitalised even when the construction period is under 12 months.

Related parties

Related parties comprise subsidiaries, associates and key management personnel of the Company.

Taxation

Income tax expense represents the sum of the tax currently payable and deferred tax.

The tax currently payable is based on taxable profit for the year. Taxable profit differs from net profit as reported in the income statement because it excludes items of income or expense that are taxable or deductible in other years and it further excludes items that are never taxable or deductible.

Deferred tax is recognised on significant differences between carrying amounts of assets and liabilities in the separate financial statements and the corresponding tax bases used in the computation of taxable profit and is accounted for using balance sheet liability method. Deferred tax liabilities are generally recognised for all temporary differences and deferred tax assets are recognised to the extent that it is probable that taxable profit will be available against which deductible temporary differences can be utilised. There were no material temporary differences during the year and hence, no deferred tax has been recorded.

Deferred tax is calculated at the tax rates that are expected to apply in the year when the liability is settled or the asset realised. Deferred tax is charged or credited to profit or loss, except when it relates to items charged or credited directly to equity, in which case the deferred tax is also dealt with in equity.

Deferred tax assets and liabilities are offset when there is a legally enforceable right to set off current tax assets against current tax liabilities and when they relate to income taxes levied by the same tax authority and the Company intends to settle its current tax assets and liabilities on a net basis.

The determination of the tax currently payable is based on the current interpretation of tax regulations. However, these regulations are subject to periodic variation and their ultimate determination depends on the results of the tax authorities' examinations.

Other taxes are paid in accordance with the prevailing tax laws in Vietnam.

FPT CORPORATION

No 10 Pham Van Bach Street
 Dich Vong Ward, Cau Giay District
 Hanoi, S.R. Vietnam

Separate financial statements
 For the period from 01 January 2022
 to 31 December 2022

NOTES TO THE SEPARATE FINANCIAL STATEMENTS (Continued)**FORM B 09-DN**

These notes are an integral part of and should be read in conjunction with the accompanying separate financial statements

IV. ADDITIONAL INFORMATION ABOUT ITEMS ON THE FINANCIAL STATEMENTS**1. CASH AND CASH EQUIVALENTS**

	<u>31/12/2022</u>	<u>31/12/2021</u>
	VND	VND
Cash on hand	1,314,509	135,188,799
Cash in bank	374,985,798,538	428,187,768,710
Cash equivalents (*)	1,227,600,000,000	1,668,000,000,000
	<u>1,602,587,113,047</u>	<u>2,096,322,957,509</u>

(*) Cash equivalents represent time deposits at banks with original terms within three months.

2. SHORT-TERM LOAN RECEIVABLES

	<u>31/12/2022</u>	<u>31/12/2021</u>
	VND	VND
FPT Investment Company Limited	347,900,000,000	233,500,000,000
FPT Information System Corporation	-	171,825,000,000
FPT Smart Cloud Company Limited	75,000,000,000	-
	<u>422,900,000,000</u>	<u>405,325,000,000</u>

3. OTHER SHORT-TERM RECEIVABLES

	<u>31/12/2022</u>	<u>31/12/2021</u>
	VND	VND
Deposits and mortgages	4,583,680,952	4,576,680,952
Dividends receivable from subsidiaries	1,033,000,000,000	900,000,000,000
Accrued deposit and loan interest	101,449,320,971	84,444,030,721
Others	211,415,686,456	202,410,229,103
	<u>1,350,448,688,379</u>	<u>1,191,430,940,776</u>

FPT CORPORATION

No 10 Pham Van Bach Street
 Dich Vong Ward, Cau Giay District
 Hanoi, S.R. Vietnam

Separate financial statements
 For the period from 01 January 2022
 to 31 December 2022

NOTES TO THE SEPARATE FINANCIAL STATEMENTS (Continued)

These notes are an integral part of and should be read in conjunction with the accompanying separate financial statements

FORM B 09-DN

4. FINANCIAL INVESTMENTS

	31/12/2022		31/12/2021	
	Cost	Book value	Cost	Book value
a. Held-to-maturity investments		VND		VND
Term deposits	5,301,900,000,000	5,301,900,000,000	5,778,900,000,000	5,778,900,000,000
b. Investments in other entities				
b1) Investments in subsidiaries	8,939,613,409,012	8,939,613,409,012	7,389,613,409,012	7,389,613,409,012
FPT Information System Corporation	1,100,000,000,000	1,100,000,000,000	850,000,000,000	850,000,000,000
FPT Investment Company Limited	1,000,000,000,000	1,000,000,000,000	1,000,000,000,000	1,000,000,000,000
FPT Education Company Limited	2,000,000,000,000	2,000,000,000,000	1,400,000,000,000	1,400,000,000,000
FPT Software Company Limited	4,012,073,500,000	4,012,073,500,000	3,312,073,500,000	3,312,073,500,000
FPT Telecom Joint Stock Company	585,592,515,312	585,592,515,312	585,592,515,312	585,592,515,312
FPT Online Service Joint Stock Company	81,947,393,700	81,947,393,700	81,947,393,700	81,947,393,700
FPT Smart Cloud Company Limited	100,000,000,000	100,000,000,000	100,000,000,000	100,000,000,000
FPT Digital Limited Company Limited	60,000,000,000	60,000,000,000	60,000,000,000	60,000,000,000
b2) Investments in associates	492,500,000,000	492,500,000,000	492,500,000,000	492,500,000,000
Synnex FPT Joint Stock Company	398,500,000,000	398,500,000,000	398,500,000,000	398,500,000,000
FPT Digital Retail Joint Stock Company	94,000,000,000	94,000,000,000	94,000,000,000	94,000,000,000
b3) Investments in others entities	500,000,000	500,000,000	500,000,000	500,000,000

FPT CORPORATION

No 10 Pham Van Bach Street
 Dich Vong Ward, Cau Giay District
 Hanoi, S.R. Vietnam

Separate financial statements
 For the period from 01 January 2022
 to 31 December 2022

NOTES TO THE SEPARATE FINANCIAL STATEMENTS (Continued)

These notes are an integral part of and should be read in conjunction with the accompanying separate financial statements

FORM B 09-DN

5. TANGIBLE FIXED

	Buildings and structures	Machinery and equipment	Motor vehicles	Office equipment	Others	Total
	VND	VND	VND	VND	VND	VND
COST						
As at 01/01/2022	1,791,355,201,772	275,669,165,277	15,214,410,455	72,872,913,076	2,805,687,711	2,157,917,378,291
Transfer from construction in progress	90,039,931,278	-	-	-	-	90,039,931,278
Purchases	-	2,015,505,314	-	4,478,343,663	-	6,493,848,977
Disposals	-	-	-	(75,581,819)	-	(75,581,819)
Other decrease	(1,160,648,184)	-	-	-	-	(1,160,648,184)
As at 31/12/2022	1,880,234,484,866	277,684,670,591	15,214,410,455	77,275,674,920	2,805,687,711	2,253,214,928,543
ACCUMULATED DEPRECIATION						
As at 01/01/2022	82,229,015,755	43,832,547,405	9,970,010,925	56,138,047,401	756,095,939	192,925,717,425
Charge for the period	76,128,934,017	24,854,933,828	1,907,665,207	8,504,618,652	881,155,473	112,277,307,177
Disposals	-	-	-	(75,581,819)	-	(75,581,819)
As at 31/12/2022	158,357,949,772	68,687,481,233	11,877,676,132	64,567,084,234	1,637,251,412	305,127,442,783
NET BOOK VALUE						
As at 01/01/2022	1,709,126,186,017	231,836,617,872	5,244,399,530	16,734,865,675	2,049,591,772	1,964,991,660,866
As at 31/12/2022	1,721,876,535,094	208,997,189,358	3,336,734,323	12,708,590,686	1,168,436,299	1,948,087,485,760

As at 31 December 2022, the cost of the Company's assets includes VND 114,222,683,733 (as at 31 December 2021: VND 105,960,064,272) of machinery, equipment, motor vehicles and office equipment which have been fully depreciated but are still in use.

NOTES TO THE SEPARATE FINANCIAL STATEMENTS (Continued)

FORM B 09-DN

These notes are an integral part of and should be read in conjunction with the accompanying separate financial statements

6. INTANGIBLE ASSETS

	<u>Computer software</u>
	VND
COST	
As at 01/01/2022	104,887,409,954
Addition	27,328,982,877
As at 31/12/2022	<u>132,216,392,831</u>
ACCUMULATED AMORTISATION	
As at 01/01/2022	80,267,321,731
Charge for the year	19,143,550,175
As at 31/12/2022	<u>99,410,871,906</u>
NET BOOK VALUE	
As at 01/01/2022	<u>24,620,088,223</u>
As at 31/12/2022	<u>32,805,520,925</u>

NOTES TO THE SEPARATE FINANCIAL STATEMENTS (Continued)

FORM B 09-DN

These notes are an integral part of and should be read in conjunction with the accompanying separate financial statements

7. INVESTMENTS IN SUBSIDIARIES:

Details of the Company's subsidiaries as at 31 December 2022 are as follows:

Name of subsidiary	Place of incorporation and operation	Proportion of ownership interest (direct and indirect)	Proportion of voting power held	Principal activities
FPT Information System Corporation	Floor 22, Keangnam Landmark 72, E6, Pham Hung Street, Me Tri, Tu Liem, Hanoi	100.00%	100.00%	Providing application software solution, ERP service, IT service and integrated system service
FPT Software Company Limited	Floor 6-12, FPT Cau Giay Building, Duy Tan Street, Cau Giay District, Hanoi	100.00%	100.00%	Providing software services and products
FPT Telecom Joint Stock Company (i)	Floor 2, FPT Cau Giay Building, Duy Tan Street, Cau Giay District, Hanoi	45.66%	45.66%	Providing ADSL services, fixed line internet services, online advertising and other online services
FPT Education Company Limited	FPT Cau Giay Building, Duy Tan Street, Cau Giay District, Hanoi	100.00%	100.00%	Providing training and technology services
FPT Online Service Joint Stock Company	Lot 29B-31B-33B, Tan Thuan Street, Tan Thuan Dong Ward, District 7, Ho Chi Minh city	49.52%	80.15%	Providing online services
FPT Investment Company Limited	No.10, Pham Van Bach Street, Dich Vong Ward, Cau Giay District, Hanoi	100.00%	100.00%	Providing financial services activities (investment consulting services, excluding legal and financial consulting services)
FPT Smart Cloud Company Limited	No.10, Pham Van Bach Street, Dich Vong Ward, Cau Giay District, Hanoi	100.00%	100.00%	Providing IT services and other services related to computers
FPT Digital Company Limited	No.10, Pham Van Bach Street, Dich Vong Ward, Cau Giay	100.00%	100.00%	Providing consulting service of digital transformation

(i) As at 31 December 2022, FPT Corporation holds 45.66% ownership interest (31 December 2021: 45.65%) and 45.66% of voting rights (31 December 2021: 45.65%) at FPT Telecom Joint Stock Company. However, the Company has the power to cast the majority of votes at meetings of the Board of Directors of FPT Telecom Joint Stock Company. Thus, the Company has the power to control the financial and operating policies of FPT Telecom Joint Stock Company. Accordingly, the Company has control over FPT Telecom Joint Stock Company and thus, FPT Telecom Joint Stock Company is a subsidiary.

NOTES TO THE SEPARATE FINANCIAL STATEMENTS (Continued)

FORM B 09-DN

These notes are an integral part of and should be read in conjunction with the accompanying separate financial statements

8. INVESTMENTS IN ASSOCIATES:

Details of the Company's associates as at 31 December 2022 are as follows:

Name of associate	Place of incorporation and operation	Proportion of ownership interest (direct and indirect)	Proportion of voting power held	Principal activities
FPT Digital Retail Joint Stock Company	261 - 263 Khanh Hoi, Ward 2, District 4, Hochiminh City	46.53%	46.53%	Retails of computers, peripheral devices, software and telecommunication equipment; telecom service
Synnex FPT Joint Stock Company	FPT Cau Giay Building, Duy Tan Street, Cau Giay District, Hanoi	48.00%	48.00%	Producing technology products and distributing IT devices and mobile phone; and manufacturing computers

9. SHORT-TERM TRADE PAYABLES

	31/12/2022	31/12/2021
	VND	VND
FPT Education Company Limited	513,690,707,202	459,551,440,113
FPT Information System Corporation	38,792,356,686	29,366,848,191
Constrexim Holdings	4,456,834,585	40,201,677,894
Others	69,308,413,447	124,489,141,503
	626,248,311,920	653,609,107,701

10. TAXES AND OTHER PAYABLES TO THE STATE BUDGET

Items	31/12/2021	In the period		31/12/2022
		Amount payable/receivable	Amount paid	
	VND	VND	VND	VND
a) Receivables				
Import duty	34,802,628	-	-	34,802,628
Corporate income tax	4,022,060,681	-	-	4,022,060,681
Total	4,056,863,309	-	-	4,056,863,309
b) Payables				
VAT	2,293,172	55,679,663,698	55,679,663,698	2,293,172
Personal income tax	1,195,322,018	55,250,848,978	51,071,545,240	5,374,625,756
Other taxes	86,613,197	19,992,139,738	18,935,762,451	1,142,990,484
Total	1,284,228,387	130,922,652,414	125,686,971,389	6,519,909,412

FPT CORPORATION

No 10 Pham Van Bach Street
 Dich Vong Ward, Cau Giay District
 Hanoi, S.R. Vietnam

Separate financial statements
 For the period from 01 January 2022
 to 31 December 2022

NOTES TO THE SEPARATE FINANCIAL STATEMENTS (Continued)**FORM B 09-DN**

These notes are an integral part of and should be read in conjunction with the accompanying separate financial statements

11. SHORT-TERM ACCRUED EXPENSES

	<u>31/12/2022</u>	<u>31/12/2021</u>
	VND	VND
Interest payable	46,598,479,855	38,965,987,440
Other accruals	75,937,092,048	86,242,233,289
	<u>122,535,571,903</u>	<u>125,208,220,729</u>

12. OTHER CURRENT PAYABLES

	<u>31/12/2022</u>	<u>31/12/2021</u>
	VND	VND
Union fee	38,197,457,480	28,812,990,502
Social insurance, health insurance, unemployment insurance	425,505,534	412,270,925
Short-term deposits received	619,423,980	619,423,980
Dividends payable	12,467,448,573	10,879,137,598
Inter-group payables	478,744,779,114	187,805,890,313
Other current payables	12,011,832,022	4,557,720,073
	<u>542,466,446,703</u>	<u>233,087,433,391</u>

FPT CORPORATION

No 10 Pham Van Bach Street
Dich Vong Ward, Cau Giay District
Hanoi, S.R. Vietnam

Separate financial statements
For the period from 01 January 2022
to 31 December 2022

NOTES TO THE SEPARATE FINANCIAL STATEMENTS (Continued)

These notes are an integral part of and should be read in conjunction with the accompanying separate financial statements

FORM B 09-DN

13. SHORT-TERM LOANS AND OBLIGATIONS UNDER FINANCE LEASE

Item	31/12/2021		In the period		31/12/2022	
	Amount	Amount able to be paid off	Increase	Decrease	Amount	Amount able to be paid off
	VND	VND	VND	VND	VND	VND
Short-term borrowings from subsidiaries and associates	4,648,000,000,000	4,648,000,000,000	16,207,740,000,000	16,830,740,000,000	4,025,000,000,000	4,025,000,000,000
FPT Digital Retail Joint Stock Company	1,520,000,000,000	1,520,000,000,000	4,120,000,000,000	5,600,000,000,000	40,000,000,000	40,000,000,000
FPT Information System Corporation	1,930,000,000,000	1,930,000,000,000	3,420,000,000,000	4,030,000,000,000	1,320,000,000,000	1,320,000,000,000
FPT Education Company Limited	810,000,000,000	810,000,000,000	5,153,000,000,000	3,792,000,000,000	2,171,000,000,000	2,171,000,000,000
FPT Software Company Limited	346,000,000,000	346,000,000,000	3,330,740,000,000	3,192,740,000,000	484,000,000,000	484,000,000,000
FPT Digital Company Limited	42,000,000,000	42,000,000,000	93,000,000,000	125,000,000,000	10,000,000,000	10,000,000,000
FPT Online Service Joint Stock Company	-	-	91,000,000,000	91,000,000,000	-	-
Total	4,648,000,000,000	4,648,000,000,000	16,207,740,000,000	16,830,740,000,000	4,025,000,000,000	4,025,000,000,000

14. LONG-TERM LOANS AND OBLIGATIONS UNDER FINANCE LEASE

Item	31/12/2021		In the period		31/12/2022	
	Amount	Amount able to be paid off	Increase	Decrease	Amount	Amount able to be paid off
	VND	VND	VND	VND	VND	VND
Long-term loan (i)	1,099,205,700,000	1,099,205,700,000	-	-	1,099,205,700,000	1,099,205,700,000
Total	1,099,205,700,000	1,099,205,700,000	-	-	1,099,205,700,000	1,099,205,700,000

(i) Long-term loan from MIZUHO Singapore Bank under Credit agreement No. MHBK/TLA/HCM/003/05102015/FPTCorporation dated 29/12/2020. The amount of loan is JPY 5,150,000,000 and the loan has a 3 year-term from the date of approval from the State Bank of Vietnam, with the purpose of general capital expenditure. After cross-currency swap agreement, this loan is equivalent to the loan with amount of VND 1,099,205,700,000 and fixed interest of 4.13% per annum.

NOTES TO THE SEPARATE FINANCIAL STATEMENTS (Continued)

These notes are an integral part of and should be read in conjunction with the accompanying separate financial statements

FORM B 09-DN

Long-term loan is repayable as follows:

	31/12/2022	31/12/2021
	VND	VND
On demand or within one year	-	-
In the second year	1,099,205,700,000	-
In the third to fifth year inclusive	-	1,099,205,700,000
	<u>1,099,205,700,000</u>	<u>1,099,205,700,000</u>
Less: Amount due for settlement within 12 months	-	-
Amount due for settlement after 12 months	<u>1,099,205,700,000</u>	<u>1,099,205,700,000</u>

15. SHAREHOLDERS' EQUITY

Movement in shareholders' equity

	Owner's contributed capital	Share premium	Treasury shares	Investment and development fund	Owner's other fund	Retained earnings	Total
	VND	VND	VND	VND	VND	VND	VND
As at 01/01/2021	7,839,874,860,000	49,941,441,360	(823,760,000)	103,009,261	87,203,093,024	3,129,026,667,211	11,105,325,310,856
Share issued	52,097,680,000	-	-	-	-	-	52,097,680,000
Net profit for the year	-	-	-	-	-	2,940,919,540,605	2,940,919,540,605
Stock dividends declared	1,183,543,950,000	-	-	-	-	(1,183,543,950,000)	-
Cash dividends declared	-	-	-	-	-	(1,696,584,151,000)	(1,696,584,151,000)
As at 01/01/2022	9,075,516,490,000	49,941,441,360	(823,760,000)	103,009,261	87,203,093,024	3,189,818,106,816	12,401,758,380,461
Shares issued	66,442,650,000	-	823,760,000	-	-	-	67,266,410,000
Net profit for the period	-	-	-	-	-	3,135,742,140,042	3,135,742,140,042
Stock dividends declared	1,828,306,580,000	-	-	-	-	(1,828,306,580,000)	-
Cash dividends declared	-	-	-	-	-	(2,011,222,486,000)	(2,011,222,486,000)
As at 31/12/2022	10,970,265,720,000	49,941,441,360	-	103,009,261	87,203,093,024	2,486,031,180,858	13,593,544,444,503

NOTES TO THE SEPARATE FINANCIAL STATEMENTS (Continued)

FORM B 09-DN

These notes are an integral part of and should be read in conjunction with the accompanying separate financial statements

Number of outstanding shares

	<u>31/12/2022</u>	<u>31/12/2021</u>
	Number of shares	Number of shares
Authorised share capital	1,097,026,572	907,551,649
Issued shares	1,097,026,572	907,551,649
Ordinary shares	1,097,026,572	907,551,649
<i>Shares subject to restriction in ownership transfer</i>	<i>15,836,905</i>	<i>12,990,216</i>
Treasury shares	-	(82,376)
Ordinary shares	-	(82,376)
<i>Shares subject to restriction in ownership transfer</i>	<i>-</i>	<i>-</i>
Outstanding shares in circulation	1,097,026,572	907,469,273
Ordinary shares	1,097,026,572	907,469,273
<i>Shares subject to restriction in ownership transfer</i>	<i>15,836,905</i>	<i>12,990,216</i>

All ordinary shares have a par value of VND 10,000. Each share is entitled to one vote at shareholders' meetings of the Company. Shareholders are entitled to receive dividends as declared at each point of time. All ordinary shares are ranked equally with regard to the Company's residual assets. In respect of shares bought back by the Company, all rights are suspended until those shares are re-issued.

Shares subject to ownership transfer restriction have a par value of VND 10,000. These shares are subject to restrictions according to which shareowners are not allowed to resell their shares within specified term from the date of issuance.

16. REVENUE

	<u>From 01/01/2022</u> <u>to 31/12/2022</u>	<u>From 01/01/2021</u> <u>to 31/12/2021</u>
	VND	VND
Sales of goods and services	478,223,867,884	401,008,821,298
	478,223,867,884	401,008,821,298

17. COST OF SALES

	<u>From 01/01/2022</u> <u>to 31/12/2022</u>	<u>From 01/01/2021</u> <u>to 31/12/2021</u>
	VND	VND
Cost of goods and services rendered	51,980,583,397	88,563,927,849
	51,980,583,397	88,563,927,849

18. FINANCIAL INCOME

	<u>From 01/01/2022</u> <u>to 31/12/2022</u>	<u>From 01/01/2021</u> <u>to 31/12/2021</u>
	VND	VND
Bank and loan interest	412,979,104,255	391,588,534,518
Dividends and profits received	3,226,483,125,276	2,987,717,002,952
Others financial income	587,368,247	1,868,005,725
	3,640,049,597,778	3,381,173,543,195

NOTES TO THE SEPARATE FINANCIAL STATEMENTS (Continued)

FORM B 09-DN

These notes are an integral part of and should be read in conjunction with the accompanying separate financial statements

19. FINANCIAL EXPENSES

	<u>From 01/01/2022</u> <u>to 31/12/2022</u>	<u>From 01/01/2021</u> <u>to 31/12/2021</u>
	VND	VND
Interest expense	241,666,859,099	233,796,715,258
Foreign exchange loss	268,905,139	(33,397,334)
	<u>241,935,764,238</u>	<u>233,763,317,924</u>

20. CORPORATE INCOME TAX

	<u>Year to date</u>	
	<u>2022</u>	<u>2021</u>
	VND	VND
Corporate income tax for the year		
Profit before tax	3,114,550,839,230	2,929,621,491,877
Adjustments for taxable income		
Dividends and profit received	(3,226,483,125,276)	(2,987,717,002,952)
Others adjustment	13,979,053,533	1,247,035,936
Assessable income	(97,953,232,513)	(56,848,475,139)
Taxable income	-	-
Normal tax rate	20%	20%
Adjustment per tax finalisation of prior year	-	45,041,674
Corporate income tax	-	45,041,674

FPT CORPORATION

No 10 Pham Van Bach Street
 Dich Vong Ward, Cau Giay District
 Hanoi, S.R. Vietnam

Separate financial statements
 For the period from 01 January 2022
 to 31 December 2022

NOTES TO THE SEPARATE FINANCIAL STATEMENTS (Continued)**FORM B 09-DN**

These notes are an integral part of and should be read in conjunction with the accompanying separate financial statements

21. RELATED PARTY TRANSACTIONS AND BALANCES

Significant related party balances as at the balance sheet date were as follows:

<u>Related parties</u>	<u>Relationship</u>
FPT Information System Corporation	Subsidiary
FPT Telecom Joint Stock Company	Subsidiary
FPT Software Company Limited	Subsidiary
FPT Education Company Limited	Subsidiary
FPT Online Service Joint Stock Company	Subsidiary
FPT Investment Company Limited	Subsidiary
FPT Smart Cloud Company Limited	Subsidiary
FPT Digital Company Limited	Subsidiary
Synnex FPT Joint Stock Company	Associate
FPT Digital Retail Joint Stock Company	Associate

Significant related party balances as at the balance sheet date were as follows:

	<u>31/12/2022</u>	<u>31/12/2021</u>
	VND	VND
Balances of loans		
FPT Information System Company Limited	-	171,825,000,000
FPT Investment Company Limited	347,900,000,000	233,900,000,000
FPT Smart Cloud Company Limited	75,000,000,000	-
Balances of borrowings		
FPT Digital Retail Joint Stock Company	40,000,000,000	1,520,000,000,000
FPT Education Company Limited	2,171,000,000,000	810,000,000,000
FPT Information System Corporation	1,320,000,000,000	1,930,000,000,000
FPT Software Company Limited	484,000,000,000	346,000,000,000
FPT Digital Company Limited	10,000,000,000	42,000,000,000
Dividends receivable from subsidiaries		
FPT Software Company Limited	933,000,000,000	600,000,000,000
FPT Education Company Limited	100,000,000,000	200,000,000,000
FPT Information System Corporation	-	100,000,000,000

FPT CORPORATION

No 10 Pham Van Bach Street
Dich Vong Ward, Cau Giay District
Hanoi, S.R. Vietnam

Separate financial statements
For the period from 01 January 2022
to 31 December 2022

NOTES TO THE SEPARATE FINANCIAL STATEMENTS (Continued)**FORM B 09-DN**

These notes are an integral part of and should be read in conjunction with the accompanying separate financial statements

Significant related party balances as at the balance sheet date (Continued):

	<u>31/12/2022</u>	<u>31/12/2021</u>
	VND	VND
Short-term trade receivables		
FPT Telecom Joint Stock Company	21,875,373,287	20,448,046,317
FPT Software Company Limited	24,956,248,454	35,660,918,380
FPT Information System Company Limited	7,261,766,468	6,741,527,109
Synnex FPT Joint Stock Company	1,709,106,610	112,244,636
FPT Education Company Limited	1,712,161,053	23,140,700
FPT Online Service Joint Stock Company	66,193,994	87,541,766
FPT Digital Retail Joint Stock Company	4,640,817,908	1,176,891,760
FPT Smart Cloud Company Limited	302,193,634	653,997,674
FPT Investment Company Limited	960,120	22,330,678
FPT Digital Company Limited	2,500,000	8,266,522
Other short-term receivables		
FPT Investment Company Limited	56,510,351,494	53,433,867,655
FPT Information System Company Limited	134,899,329,954	135,223,116,789
FPT Software Company Limited	-	31,429,000
FPT Telecom Joint Stock Company	-	8,686,000
FPT Smart Cloud Company Limited	1,488,167,124	-
Other short-term payables through centre account		
FPT Education Company Limited	9,867,181,999	2,739,028,337
FPT Information System Corporation	379,038,254,459	143,766,111,625
FPT Software Company Limited	86,333,485,219	39,133,446,617
FPT Telecom Joint Stock Company	362,640,459	28,041,134
FPT Digital Retail Joint Stock Company	67,869,895	270,752,646
FPT Investment Company Limited	460,821,571	1,499,385,154
FPT Digital Company Limited	2,614,525,512	369,124,800
Short-term trade payables		
FPT Telecom Joint Stock Company	365,674,125	3,055,164,472
FPT Education Company Limited	513,690,707,202	459,551,440,113
FPT Information System Corporation	38,792,356,686	29,366,848,191
FPT Online Service Joint Stock Company	1,166,670,000	951,598,450
FPT Digital Retail Joint Stock Company	113,904,364	158,880,265
FPT Software Company Limited	12,505,334,156	6,069,641,380
FPT Investment Company Limited	1,595,000,000	1,595,000,000
Synnex FPT Joint Stock Company	-	33,200,002
FPT Smart Cloud Company Limited	1,048,526,173	48,193,006

FPT CORPORATION

No 10 Pham Van Bach Street
Dich Vong Ward, Cau Giay District
Hanoi, S.R. Vietnam

Separate financial statements
For the period from 01 January 2022
to 31 December 2022

NOTES TO THE SEPARATE FINANCIAL STATEMENTS (Continued)**FORM B 09-DN**

These notes are an integral part of and should be read in conjunction with the accompanying separate financial statements

During the year, the Company entered into the following significant transactions with related parties as follow:


	Year to date	
	2022	2021
	VND	VND
Sales of goods and services		
FPT Telecom Joint Stock Company	127,835,264,139	92,111,657,062
FPT Digital Retail Joint Stock Company	8,135,190,163	4,615,608,087
FPT Software Company Limited	174,330,919,415	115,462,416,588
Synnex FPT Joint Stock Company	2,027,998,642	421,040,911
FPT Information System Corporation	46,860,655,175	37,884,318,566
FPT Online Service Joint Stock Company	5,403,080,674	3,946,111,672
FPT Investment Company Limited	3,899,649,355	2,657,236,247
FPT Education Company Limited	20,599,327,256	15,864,560,165
FPT Smart Cloud Company Limited	10,692,173,353	3,249,859,882
FPT Digital Company Limited	2,167,706,262	2,335,450,281
Purchases of goods and services		
FPT Telecom Joint Stock Company	5,208,217,735	21,392,041,128
FPT Digital Retail Joint Stock Company	34,850,524,139	76,664,883,720
Synnex FPT Joint Stock Company	1,476,807,312	613,190,908
FPT Software Company Limited	60,168,896,234	53,765,999,290
FPT Information System Corporation	154,765,403,651	138,881,472,867
FPT Smart Cloud Company Limited	6,378,268,771	15,619,699,581
FPT Education Company Limited	149,138,080,079	125,847,938,677
FPT Investment Company Limited	4,862,183	29,036,932
FPT Online Service Joint Stock Company	4,740,924,952	3,775,616,250
FPT Digital Company Limited	1,130,273,056	1,528,234,703
Dividends/Profits transferred from subsidiaries		
FPT Digital Retail Joint Stock Company	18,377,000,000	-
FPT Software Company Limited	1,700,000,000,000	1,500,000,000,000
Synnex FPT Joint Stock Company	401,080,561,507	233,882,847,700
FPT Information System Corporation	240,000,000,000	300,000,000,000
FPT Education Company Limited	681,960,585,769	716,032,897,252
FPT Telecom Joint Stock Company	149,907,458,000	149,907,458,000
FPT Online Service Joint Stock Company	35,157,520,000	87,893,800,000

22. COMPARATIVE FIGURES

Comparative figures of the balance sheet, income statement and cash flow statement are the figures in the audited separate financial statements for the year ended 31 December 2021.



Hoang Ngoc Bich
Preparer



Hoang Huu Chien
Chief Accountant



Nguyen The Phuong
Deputy General Director
18th January 2023